

# FENCING RULES

September 2010 Edition



USA Fencing, 2010

## Forward

This American Version of the international rules governing fencing competitions is translated and adapted from the 2001 French edition published by the FIE and incorporates changes made by the FIE Congresses through June 2010. Unless otherwise noted here or in the USA Fencing Operations Manual, these rules apply to fencing competitions in the United States.

The publication in electronic format with year and revision dating at the bottom of each page is intended to simplify the incorporation of future changes to the rules. Updates to the rules will be made available as approved on the Fencing Officials Commission website.

The United States Fencing Association, Inc. doing business as USA Fencing (founded as the Amateur Fencers League of America in 1891) is a not-for-profit, tax-exempt organization primarily engaged in increasing participation in the sport of fencing. Membership in USA Fencing, in an appropriate category, is open to anyone who has an interest in fencing. USA Fencing is the official governing body for amateur fencing activities in the United States, and is so recognized by the United States Olympic Committee and the International Fencing Federation (FIE). Accordingly, the authority to enact, amend, and repeal the rules governing amateur fencing in the United States rests solely with the Board of Directors of USA Fencing. As a matter of policy, USA Fencing normally follows the technical rules enacted for the sport by the FIE, with occasional minor exceptions that are duly announced. The rules for fencing, as set forth in this book, therefore apply to all USA Fencing championships and nationally-rated competitions, and, unless exceptions have been announced in advance by the appropriate authorities, apply also to all events scheduled by any Section or Division of USA Fencing, or held under USA Fencing auspices.

“USA Fencing” is a registered trademark of the United States Fencing Association, Inc.

USA Fencing  
One Olympic Plaza  
Colorado Springs, CO 80909-5774  
TEL: 719/866-4511  
FAX: 719/866-5737  
E-mail: [info@usfencing.org](mailto:info@usfencing.org)  
<http://www.usfencing.org>

*Copyright © 2010 United States Fencing Association, Inc. doing business as USA Fencing. Permission to copy this work electronically or in print is granted only if reproduced in whole for personal or classroom use. It may not be edited, altered, or otherwise modified, except with the express permission of USA Fencing. Reproduction for sale or any other commercial purpose is strictly prohibited.*

## Preface

This American edition incorporates the most recent FIE rules changes, using terms commonly used in American fencing. Some changes of form have been made to increase the clarity of the text, without altering the original intent. Where the USA Fencing rules differ from the FIE, a note is provided in text that is boxed off.

This version of the rules is a significant and much needed update to the 2008 USFA rulebook. The content of the rules has not significantly changed, although the discerning reader will notice some differences in translation. These changes are intended to standardize the language used throughout the US version of the rules. The Table of Contents, the Index, and all cross-references through the text now have hyperlinks to facilitate finding related rules.

The numbering of the rules has also changed in places, and extended numbering has now been added, in order to align the US rules with the British and French international rules. The Organizational Rules section has also been completely updated to match the current FIE rules. The USA Fencing Operations Manual is still the definitive organizational rules source for US fencing, and provides US specific information as to how tournaments are run.

The ongoing publication of an American version of the FIE Rules has been carried out under the auspices of the Fencing Officials Commission of USA Fencing. This current edition is based, in large part on the British translation of the FIE Rules. Over the years, a number of USA Fencing members have been involved in the publication of this book. Ann McBain Ezzell, Bill Oliver, Mary Frye and the translation advice of Nancy Anderson were instrumental in editing previous editions of the rulebook. Many thanks go out to Bill Oliver and Mary Frye, current members of the FOC Rules Committee for their continued advice and input. I would also like to acknowledge Steve Higginson and the British Fencing Association for their continued assistance in the English translations from the French, as well as their generous help in keeping track of the myriad changes that occur.

For those interested in such things: The text has been through even more electronic incarnations and now exists in both Macintosh and PC format as well as PDF and HTML formats. Editing and formatting are currently performed using Microsoft Word XP and Mac Word 2008. Illustrations were graciously provided by Steve Higginson and the British Fencing Association. Some of the images have been modified to contain American English, and some were recreated in Photoshop to ensure high resolution images.

*Omar Bhutta, Editor*  
*Seattle, WA*

*September, 2010*

## ABBREVIATIONS USED IN THE TEXT

cf. (followed by a number) = see article number

s. (after a number) = and the following article

ss. (after a number) = and the following articles

cf. x/y (when part of a cross-reference, e.g., cf. t.97.1/3) = see rules 1 and 3 under article t.97

cf. x-y (when part of a cross-reference, e.g., cf. t.97.1-3) = see rules 1 through 3 under article t.97

## NUMBERING OF ARTICLES

The FIE rules are broken into separate rulebooks, each with a different scope. The USA Fencing rulebook combines all of these documents into a single one. The articles have been re-numbered along different lines.

Articles that begin with "i." are from the introduction, and relate to the history of the Rules.

Articles that begin with "t." are from the first book, "Technical Rules," and have to do with technical descriptions of fencing and its equipment.

Articles that begin with "o." are in the second book, "Organizational Rules," and have to do with the organization and control of fencing competition. The companion to this section is the USA Fencing Operations Manual, and be found on the USA Fencing website.

Articles that begin with "m." are in the third book "Material Rules," and have to do with the weapons and electrical apparatus and their specifications.

Articles that begin with "p." are in the fourth book "Publicity Code," and have to do with advertising and sponsorships.

COVER PAGE.....	i
FORWARD .....	ii
PREFACE.....	iii
ABBREVIATIONS USED IN THE TEXT .....	iv
<i>NUMBERING OF ARTICLES</i> .....	<i>iv</i>
RULES FOR COMPETITIONS - HISTORICAL NOTE.....	xii
BOOK 1: TECHNICAL RULES.....	1
PART I: GENERAL RULES AND RULES COMMON TO THE THREE WEAPONS.....	1
<i>Chapter 1: Application of the Rules</i> .....	1
t.1    Obligatory use of the Rules.....	1
<i>Chapter 2: Glossary</i> .....	2
t.2    Assaults and bouts .....	2
t.3    Match .....	2
t.4    Competition .....	2
t.5    Championship .....	2
t.6    Fencing time.....	3
t.7    Offensive and defensive actions.....	3
t.8    Offensive actions - Explanation.....	3
t.9    Defensive actions - Explanation .....	5
t.10   Point in line .....	5
<i>Chapter 3: The Field Of Play</i> .....	6
t.11   The field of play.....	6
t.12   Definition of the strip.....	6
t.13   Size of the strip .....	6
t.14   The lines of the strip.....	6
<i>Chapter 4: The Fencers' Equipment (Weapons – Equipment – Clothing)</i> .....	8
t.15   Responsibility of the fencers .....	8
<i>Chapter 5: Fencing</i> .....	9
t.16   Method of holding the weapon.....	9
t.17   Coming on guard .....	9
t.18   Beginning, stopping and restarting the bout.....	10
t.19   Fencing at close quarters .....	11
t.20   Corps à corps .....	11
t.21   Displacing the target and passing the opponent.....	11
t.22-t.23  Substitution and use of the non-sword hand and arm.....	12
t.24-t.25  Ground gained or lost.....	12
t.26   Crossing the limits of the strip - Stopping the bout.....	13
t.27   Crossing the rear limits of the strip.....	13
t.28   Crossing the lateral boundaries of the strip.....	13
t.29   Leaving the strip accidentally.....	13
t.30-t.32  Duration of the bout.....	14
t.33   Injuries or cramp, withdrawal of a competitor .....	15
<i>Chapter 6: Refereeing and the Judging of Touches</i> .....	16
t.34   Accepting a position as Referee or judge .....	16
t.35   The Referee.....	16
t.36   Judges .....	17
t.37-t.39  Attribution of Referees .....	17
t.40-t.42  Method of judging touches/Video-refereeing/Referee hand signals.....	18
t.43-t.44  Regulation equipment and checking of equipment by the Referee.....	23
t.45   Non-regulation equipment .....	25
PART II: FOIL.....	29
<i>The Conventions of Fencing</i> .....	29

t.46	Method of making a touch .....	29
t.47	Limitation of the target.....	29
t.48	Touches off the target .....	30
t.49	Extension of the valid target .....	30
t.50	Judging of touches in foil .....	30
t.51-t.52	Materiality of the touch .....	30
t.53-t.54	Annulment of the touch .....	30
t.55	Validity or priority of the touch - Preface .....	33
t.56-t.59	Respect of the fencing phrase .....	33
t.60	Judging of touches .....	34
PART III: ÉPÉE.....		36
<i>The Conventions of Fencing</i> .....		36
t.61	Method of making a touch .....	36
t.62	The target.....	36
t.63	Corps à corps and flèche attacks .....	37
t.64	Judging of touches in épée.....	37
t.65	Judging of touches in épée - General principle .....	37
t.66	The annulment of touches.....	37
t.67-t.69	Possible failures of equipment, condition of the strip:.....	38
PART IV: SABRE .....		41
<i>The Conventions of Fencing</i> .....		41
t.70	Method of making a touch .....	41
t.71-t.72	The target.....	42
t.73	Materiality and annulment of touches .....	42
t.74	Validity or priority of the touch - Preface .....	43
t.75-t.79	Respect of the fencing phrase .....	44
t.80	Judging of touches .....	46
PART V: DISCIPLINARY RULES FOR COMPETITIONS.....		48
<i>Chapter 1: Application</i> .....		48
t.81	Persons subject to these Rules .....	48
t.82-t.83	Maintenance of order and discipline.....	48
t.84	Pledge of honor .....	49
t.85	Refusing to fence and opponent.....	49
t.86	Presence on time.....	49
t.87	Fencing etiquette/Non-combativity .....	50
t.88	Personal effort.....	53
t.89	The team manager.....	53
t.90	The team captain .....	53
t.91	The Referees and judges.....	53
t.92	The instructors, trainers and technicians .....	53
t.93	The spectators .....	54
<i>Chapter 2: The Disciplinary Authorities and Their Competence</i> .....		55
t.94	Jurisdiction .....	55
t.95	Principle of jurisdiction .....	55
t.96	The Referee.....	56
t.97	The Bout Committee at official FIE competitions .....	56
t.99	FIE Central Office, Disciplinary Commission, Executive Committee, Sports Arbitration Tribunal .....	57
<i>Chapter 3: Penalties</i> .....		58
t.100-t.101	Classification of penalties.....	58
t.102	Loss of ground on the strip .....	59
t.103	Refusal to award a touch actually made .....	59
t.104	Award of a touch which has not in fact been received.....	59
t.105	Exclusion .....	59
t.106	Exclusion from the competition .....	59
t.107	Exclusion from participation in the whole tournament .....	60
t.108	Expulsion from the venue of the competition or the tournament .....	60

t.109	Disqualification .....	60
t.110	Censure .....	60
t.111	Temporary suspension .....	60
t.112	Permanent suspension.....	60
t.113	Announcement of penalties .....	61
<i>Chapter 4: Offences, Their Penalties, and the Competent Juridical Authorities .....</i>		<i>62</i>
t.114	The types (groups) of penalties .....	62
t.115	Competence .....	63
t.116	The first group of offences .....	63
t.117	The second group of offences .....	63
t.118	The third group of offences.....	63
t.119	The fourth group of offences .....	63
t.120	Offences and penalties.....	64
<i>Chapter 5: Procedure .....</i>		<i>66</i>
t.121	Basic principle.....	66
t.122	Protests and appeals - Against a decision of the Referee .....	66
t.123	Protests and appeals - Other protests and appeals.....	66
t.124	Investigation - Right of defense.....	67
t.125	Method of decision.....	67
t.126	Repetition of offence .....	67
<i>Chapter 6: ANTI-DOPING CONTROLS .....</i>		<i>68</i>
t.127	Anti-doping control .....	68
<b>BOOK 2: ORGANIZATION RULES .....</b>		<b>69</b>
<i>Chapter 1: Competitions .....</i>		<i>69</i>
o.1-o.2	Official competitions.....	69
<i>Chapter 2: Bodies Responsible for Organization and Control.....</i>		<i>70</i>
o.3	The organizing committee .....	70
o.4	The Central Office of the FIE .....	70
o.5	The Bout Committee .....	70
o.6	Auxillary personel.....	70
o.7	Checking of equipment .....	71
<i>Chapter 3: Entries For Competitions.....</i>		<i>72</i>
o.8	Entries .....	72
<i>Chapter 4: Timetable.....</i>		<i>73</i>
o.9-o.10	Timetable for competition.....	73
<i>Chapter 5: Individual Competitions .....</i>		<i>74</i>
o.11	Organization of individual competitions.....	74
o.12-o.19	General rules for the round of pools.....	74
o.20	Withdrawal during the round of pools .....	79
o.21-o.24	General rules for direct elimination.....	81
o.25	Withdrawal during direct elimination .....	81
o.26	Order of bouts for direct elimination.....	81
o.27	The final.....	82
o.28	Classification.....	82
o.29-o.34	Mixed formula for Open World Championships, and Open World Cup competitions.....	82
o.35-o.41	Mixed formula for Junior and Cadet World Championships, and Junior World Cup competitions .....	84
<i>Chapter 6: Team Competitions .....</i>		<i>85</i>
o.42-o.44	Open and Junior World Championships (and Olympic Games) team events.....	85
o.45-o.47	World Cup team competition.....	87
<i>Chapter 7: Organization of Official FIE Competitions .....</i>		<i>88</i>
o.48	Common conditions - Program of competitions .....	88
o.49	Cahier des Charges .....	88
o.50	Official invitation .....	88
o.51	Advance program .....	89
o.52	Commitment to take part in the World Championships .....	89

<b>o.53</b>	Entries for World Championships (all categories).....	89
<b>o.54</b>	Entries for World Cup, Grand Prix, World Cup Team competitions and Zonal Competitions .....	90
<b>o.55</b>	Age of participants.....	91
<b>o.56</b>	Technical management of major competitions.....	91
<b>o.57</b>	Nomination - Bout Committee.....	91
<b>o.58</b>	Functions - Bout Committee .....	92
<b>o.59-o.62</b>	Operation - Bout Committee.....	92
<b>o.63</b>	Supervision by the FIE.....	93
<b>o.64</b>	Anti-doping testing.....	93
<b>o.65</b>	Open World Championships - Entries .....	94
<b>o.66</b>	Open World Championships - Referees.....	94
<b>o.67</b>	Open World Championships - Invitations for international officials.....	94
<b>o.68</b>	Regional Games.....	95
<b>o.69</b>	Technical delegates of the FIE .....	95
<b>o.70</b>	Technical officials and referees.....	95
<b>o.71-o.72</b>	Junior and Cadet World Championships - Entries .....	96
<b>o.73</b>	Junior and Cadet World Championships - Referees.....	96
<b>o.74</b>	Junior and Cadet World Championships - Invitations for international officials .....	96
<b>o.75</b>	World Cup competitions - Introduction.....	97
<b>o.76</b>	World Cup competitions - Admission.....	97
<b>o.77</b>	The Supervisor.....	98
<b>o.78</b>	The Bout Committee .....	98
<b>o.79-o.80</b>	Participation.....	98
<b>o.81</b>	Referees - A Grade and Candidate A Grade competitions .....	99
<b>o.82</b>	Team World Cup.....	100
<b>o.83</b>	Individual world rankings .....	100
<b>o.84</b>	Team world rankings.....	102
<b>o.85</b>	Nations Grand Prix .....	104
<b>o.86</b>	Table of financial penalties and fines.....	104

**BOOK 3: MATERIAL RULES .....105**

**PART I: FENCERS' WEAPONS AND EQUIPMENT .....105**

*Chapter 1: Weapons.....105*

<b>m.1</b>	Characteristics common to all weapons.....	105
<b>m.2</b>	General description.....	105
<b>m.3</b>	Dimensions .....	106
<b>m.4</b>	The grip .....	106
<b>m.5</b>	The guard .....	107
<b>m.6</b>	Foil - weight .....	110
<b>m.7</b>	Foil - length .....	110
<b>m.8</b>	Foil - blade.....	110
<b>m.9</b>	Foil - guard.....	110
<b>m.10</b>	Foil - electric wire.....	110
<b>m.11</b>	Foil - pointe d'arrêt.....	112
<b>m.12</b>	Foil - Method of affixing the barrel.....	112
<b>m.13</b>	Foil - The insulation of the barrel, the blade and the grip.....	113
<b>m.14</b>	Epée - weight .....	114
<b>m.15</b>	Epée - length .....	114
<b>m.16</b>	Epée - the blade .....	114
<b>m.17</b>	Epée - the guard .....	114
<b>m.18</b>	Epée - electric wires .....	116
<b>m.19</b>	Epée - pointe d'arrêt and barrel.....	116
<b>m.20</b>	Epée - Method of affixing the barrel .....	117
<b>m.21</b>	Sabre - length .....	119
<b>m.22</b>	Sabre - weight .....	119
<b>m.23</b>	Sabre - the blade .....	119
<b>m.24</b>	Sabre - the guard .....	122



<i>Chapter 2: Equipment and Clothing</i> .....	123
<b>m.25</b> General conditions .....	123
<b>m.26-m.29</b> Rules specific to foil .....	126
<b>m.30-m.31</b> Rules specific to épée .....	129
<b>m.32-m.35</b> Rules specific to sabre .....	130
<i>Chapter 3: Checking of Material</i> .....	132
<b>m.36</b> Competence .....	132
<b>m.37</b> Checking of fencers' equipment .....	132
<b>m.38-m.39</b> Presentation of equipment to the Weapon Checking Center .....	132
<b>m.40-m.41</b> Checking body .....	133
<b>m.42-m.43</b> Checking personnel and equipment .....	134
<b>PART II: FITTINGS AND MATERIAL PROVIDED BY THE ORGANIZERS</b> .....	136
<b>m.44</b> Introduction .....	136
<i>Chapter 1: Scoring Apparatus</i> .....	137
<b>m.45</b> Authorized design .....	137
<b>m.46-m.50</b> Approval of designs of apparatus .....	137
<b>m.51</b> Requirements for all electrical equipment .....	138
<b>m.52</b> Number and quality of judging apparatus .....	139
<b>m.53-m.54</b> Checking of apparatus .....	140
<i>Chapter 2: Reels, Cables and Their Connections</i> .....	141
<b>m.55-m.56</b> Reels, cables and their connections .....	141
<i>Chapter 3: Conductive Strips</i> .....	143
<b>m.57</b> Conductive strips .....	143
<i>Chapter 4: Source of Electrical Current</i> .....	145
<b>m.58</b> Source of electrical current .....	145
<i>Chapter 5: Extension Lamps</i> .....	146
<b>m.60</b> Extension lamps .....	146
<b>APPENDIX A TO THE MATERIAL RULES</b> .....	147
<b>MANUFACTURERS' SAFETY STANDARDS FOR FENCERS' WEAPONS, EQUIPMENT AND CLOTHING</b> .....	147
<b>WEAPONS</b> .....	147
<b>SPECIFICATION FOR THE MANUFACTURE OF FENCING BLADES</b> .....	148
<b>1.</b> Purpose .....	148
<b>2.</b> General conditions .....	148
<b>3.</b> Characteristics of the material .....	148
<b>4.</b> Tests and examinations (material) .....	150
<b>5.</b> Characteristics of the finished product .....	151
<b>6.</b> Tests and examinations (finished product) .....	152
<b>7.</b> Results of tests and examinations .....	155
<b>8.</b> Marking .....	155
<b>STANDARDS FOR THE MANUFACTURE OF FENCING MASKS</b> .....	156
<b>2.1. MESH OF FENCING MASKS</b> .....	156
<b>STANDARDS FOR THE MATERIALS FOR THE MESH OF FENCING MASKS</b> .....	156
<b>1.</b> Purpose .....	156
<b>2.</b> General conditions of raw material .....	156
<b>3.</b> Materials .....	156
<b>4.</b> Tests and examinations .....	158
<b>5.</b> Documents .....	159
<b>2.1.2. TRANSPARENT MASKS</b> .....	160
<b>1.</b> General .....	160
<b>2.</b> Manufacturing norms for transparent masks .....	160
<b>3.</b> Safety standards .....	161
<b>4.</b> Homologation of transparent masks and test methods .....	162
<b>2.1.3. MASKS THAT ARE COLORED OR DECORATED WITH DRAWINGS</b> .....	165

2.2. SHAPE, DIMENSIONS AND METHODS OF PRODUCTION OF THE ELEMENTS OF FENCING MASKS.....	166
1. Purpose.....	166
2. General conditions .....	166
3. Shape and dimensions of masks .....	166
4. Essential constituent elements.....	167
5. Test and certificates.....	168
CLOTHING.....	169
3. STANDARDS FOR THE MANUFACTURE OF CLOTHING.....	169
3.1. RESISTANCE OF CLOTH AGAINST PERFORATION .....	169
1. Generalities .....	169
2. Methods of conducting the test .....	169
3. Results.....	170
3.2. PARTS OF THE FENCER THAT IT IS VITAL TO PROTECT .....	172
Extract from the Minutes of the Medical Committee of the FIE .....	172
4. LABEL OF QUALITY.....	173
<b>APPENDIX B TO THE MATERIAL RULES .....</b>	<b>175</b>
CHARACTERISTICS OF SCORING APPARATUS.....	175
A. FOIL.....	175
1. THE CENTRAL JUDGING APPARATUS .....	175
a) Principles.....	175
b) Sensitivity and regularity.....	175
2. ANTI-BLOCKING TYPE CENTRAL JUDGING APPARATUS.....	177
B. ÉPÉE.....	178
a) Principle.....	178
b) Timing.....	178
c) Sensitivity.....	178
d) Non-registration .....	178
e) Visual signals .....	178
f) Audible signals.....	179
C. SABRE .....	180
a) Principles .....	180
b) Sensitivity and regularity.....	181
<b>APPENDIX C TO THE MATERIAL RULES .....</b>	<b>182</b>
SCOREBOARD FOR FINALS .....	182
<b>APPENDIX D TO THE RULES FOR COMPETITION .....</b>	<b>183</b>
FENCERS' PUBLICITY CODE .....	183
CHAPTER I: GENERAL PRINCIPLES AND THE RELEVANT TEXTS .....	183
p.1-p.3 General principles .....	183
CHAPTER II: COLLECTIVE ADVERTISING CONTRACT .....	184
p.4 The parties.....	184
p.5 Procedure .....	185
p.6 Position of the fencer .....	185
CHAPTER III: INDIVIDUAL CONTRACT .....	186
p.7 Principle.....	186
p.8 Restrictions.....	186
CHAPTER IV: SPECIFIC REGULATIONS.....	187
p.9 Marks .....	187
p.10 Position and sizes .....	187
p.11 Exploitation of the fencer's image .....	188
p.12 Advertising which is worn or carried.....	188

<b>p.13</b>	Leg-band or self adhesive notice .....	190
<b>CHAPTER V: PENALTIES .....</b>		<b>191</b>
<b>p.14</b>	Individual contract .....	191
<b>p.15</b>	Mark not conforming to the regulations .....	191
<b>p.16</b>	Advertising on clothing.....	191
<b>p.17</b>	Advertising not conforming to the Rules or not authorized .....	191
<b>p.18</b>	Leg-bands and self adhesive badges .....	191
<b>p.19</b>	Image advertising.....	191
<b>p.20</b>	Offence.....	191
<b>p.21</b>	Competence and procedure.....	191
<b>INDEX.....</b>		<b>193</b>

# RULES FOR COMPETITIONS

*Ignorance of the Rules is no excuse*

## Introduction

### *HISTORICAL NOTE*

- i.1**
1. The technical rules of the Fédération Internationale d'Escrime were unanimously adopted by the International Congress of National Olympic Committees held at Paris in June 1914 for use in all events at the Olympic Games. They were first codified in 1914 by the Marquis de Chasseloup-Laubat and Monsieur Paul Anspach and issued in 1919 with the title of 'Rules for Competitions'.
  2. They were modified by various FIE Congresses and were revised after the 1931 Congress and again after the 1954 Congress when they were renamed 'Technical Rules'. They were revised and modernized after the 1958 Congress and renamed 'Rules for Competitions'.
  3. The amendments made by Congress held between 1964 and 1972 were incorporated in the new updated edition published in 1972. The amendments made by Congress between 1973 and 1983 inclusive were incorporated in the new French updated edition published in 1983. Subsequent amendments were included in a restructured edition published in 1997.

This edition includes all amendments made before July 1, 2010.

### *FOIL*

- i.2**
1. The Rules for Foil were adopted on 12 June 1914 by the Committee for Foil of the FIE at a meeting in Paris under the presidency of General G. Ettore, representing the Italian Fencing Federation, who edited the proposed rules.
  2. They were basically the same as those drawn up by Monsieur Camille Prévost, President of the Académie d'Armes and President of the Technical Committee for Foil of the French National Federation. They also conformed to the rules drawn up by the Marquis de Chasseloup-Laubat for 'Les Armes de France', to the various earlier international regulations drawn up by the different countries affiliated to the FIE, and to the Franco-Italian rules.
  3. The rules governing foil competitions judged with the electrical judging apparatus were adopted in 1957 and modified by various later Congresses up to the present date.

## *EPEE*

- i.3**
1. The Rules for Epée drawn up in 1914 coordinated and completed all the various épée rules which existed prior to the foundation of the FIE and which had been evolved from 1892 both in France and elsewhere, notably by:
    2. – The Permanent Committee of la Société d’Escrime à l’Epée de Paris, l’Académie d’Epée; la Société d’Entrainement à l’Escrime et au Pistolet; and les Armes de France
    - The 1905 International Committee, subject to the laws of each country, regarding the application to dueling
    - L’Union des Sociétés Françaises de Sport Athlétiques (USFSA)
    - Le Comité National des Sports de France
    - The French Olympic Committee
    - The Organizing Committees for the Tournaments held at Nice, on the Riviera, at Ostend, etc.
  3. The rules governing épée competitions judged with the electrical judging apparatus were adopted in 1936 and subsequently modified by various later Congresses up to the present date.
  4. The Congress of 1984 approved the introduction of Ladies’ Epée; the Congress of 1987 decided that World Championships for Ladies’ Epée should be organized from 1989 onwards.

## *SABRE*

- i.4**
1. The FIE Sabre Rules include the essential portions of the rules which were adopted at the Olympic Games in London in 1908 and in Stockholm in 1912.
  2. They also conform to the basic principles of the Ostend rules and of the Hungarian rules and were adopted on 12 June 1914 by the Committee for Sabre of the FIE assembled in Paris under the chairmanship of Dr. Bela Nagy, President of the Hungarian Fencing Federation, who edited the proposed rules.
  3. The rules governing sabre events fenced with an electrical apparatus were adopted in 1988.

## *WORLD CHAMPIONSHIPS*

- i.5**
1. In accordance with the decisions taken at the Congresses at Antwerp (1920, 1939), the Hague (1927), Amsterdam (1928), Brussels (1937, 1947), Madrid (1962), Paris (1987), Cape Town (1997), Neuchâtel (1998) and Lausanne (1999), official male and female championships, called Open World Championships (called European Championships until 1936) are held annually under the auspices of the FIE, for both individuals and teams, in foil, épée and sabre.
  2. In accordance with the decisions taken by the Congresses held at Paris (1949, 1951, 1959), Venice (1955), Madrid (1962), Gdansk (1963), Paris (1987), Neuchâtel (1998) and Lausanne (1999), World Junior Championships are held annually under the auspices of the FIE, comprising individual and team competitions, both male and female, in foil, épée and sabre.
  3. In accordance with the decisions made by the Congress in Paris in 1985 and 1986 and Luxembourg in 1990, a World Cadet Championship, recognized as an official event of the FIE, is held annually. In accordance with decisions taken by the Congress held at Neuchâtel (1998), the World Cadet Championships consist of individual competitions, both male and female, in foil, épée and sabre.

# BOOK 1: TECHNICAL RULES

## PART I

### GENERAL RULES AND RULES COMMON TO THE THREE WEAPONS

#### *Chapter 1*

#### *Application of the Rules*

##### **Obligatory use of the Rules**

- t.1** These Rules are obligatory **without modification** for the 'Official Competitions of the FIE', viz.:
- The World Championships, in all categories
  - The fencing events at the Olympic Games
  - All World Cup competitions
  - The Zonal Championships

## Chapter 2

### Glossary

#### COMPETITIONS

##### Assaults and bouts

- t.2 A **friendly combat** between two fencers is called an *assault*. When the score of such an assault is kept to determine a result it is called a *bout*.

##### Match

- t.3 The aggregate of the bouts fought between the fencers of two different **teams** is called a *match*.

*In French, the word "match" means a combat between two fencers ("bout" in English). In English, the word "match" means a contest between two teams ("rencontre" in French).*

##### Competition

- t.4
1. A *competition* is the **aggregate of the bouts** (individual competitions) or of the **matches** (team competitions) required to determine the winner of the event.
  2. Competitions **are distinguished** by weapons, by the competitors' sex, by their age and by the fact that they are for individuals or for teams.

##### Championship

- t.5 A *championship* is the name given to a competition **held to determine the best fencer or the best team** at each weapon for a federation, for a specific region or for the world and **for a specific period of time**.



## EXPLANATION OF SOME TECHNICAL TERMS COMMONLY USED IN THE JUDGING OF FENCING<sup>1</sup>

### Fencing time

t.6 *Fencing time* is the time required to perform one simple fencing action.

### Offensive and defensive actions

- t.7
1. The *offensive actions* are the attack, the riposte and the counter-riposte.
    - The *attack* is the initial offensive action made by extending the arm and continuously threatening the opponent's target, preceding the launching of the lunge or flèche (cf. [t.56ss](#), [t.75ss](#)).
    - The *riposte* is the offensive action made by the fencer who has parried the attack.
    - The *counter-riposte* is the offensive action made by the fencer who has parried the riposte.
  2. The *defensive actions* are the parries.
    - The *parry* is the defensive action made with the weapon to prevent an offensive action arriving.

### Explanation

#### Offensive actions

t.8 1. The *attack*

The action is *simple* when it is executed in one movement and is:

- either *direct* (in the same line),
- or *indirect* (in another line).

The action is *compound* when it is executed in several movements.

---

<sup>1</sup> It is stressed that this section in no way replaces a treatise on fencing and is only included in order to help the reader to understand the Rules.

## 2. The *riposte*

The riposte may be *immediate* or *delayed*, depending on what action takes place and the speed at which it is carried out.

Ripostes are:

### a) Simple, direct

- *Direct riposte*: a riposte which touches the opponent without leaving the line in which the parry was made.
- *Riposte along the blade*: a riposte which touches the opponent by grazing along the blade after the parry.

### b) Simple, indirect

- *Riposte by disengagement*: a riposte which touches the opponent in the opposite line to that in which the parry was formed (by passing under the opponent's blade if the parry was formed in the high line, and over the blade if the parry was formed in the low line).
- *Riposte with a coupé*: a riposte which touches the opponent in the opposite line to that in which the parry was formed (the blade always passing over the opponent's point).

### c) Compound

- *Riposte with a doublé*: a riposte which touches the opponent in the opposite line to that in which the parry was formed, but after having described a complete circle around the opponent's blade.
- *Riposte with a one-two*: a riposte which touches the opponent in the same line as that in which the parry was formed but after the blade has first been into the opposite line, by passing under the opponent's blade.

## 3. Counter-attacks

*Counter-attacks* are offensive or offensive-defensive actions made during the offensive action of the opponent.

### a) The *stop hit*

A counter-attack made into an attack.

### b) The *stop hit made with opposition*

A counter-attack made while closing the line in which the opponent's attack will be completed (cf. [t.56ss](#), [t.64ss](#) and [t.76ss](#)).

- c) The *stop hit made within a period of fencing time*, i.e., 'in time' (cf. [t.59](#), [t.79](#)).

#### 4. Other offensive actions

- a) The *remise*

A **simple and immediate offensive** action which follows the original attack, **without withdrawing the arm**, after the opponent has parried or retreated, when the latter has either quitted contact with the blade without riposting or has made a riposte which is delayed, indirect or compound.

- b) The *redoublement*

A **new action**, either simple or compound, made against an opponent who has parried without riposting or who has merely avoided the first action by retreating or displacing the target.

- c) The *reprise of the attack*

A **new attack** executed immediately **after a return to the on-guard position**.

- d) *Counter-time*

Every action made by the attacker against a stop hit made by his opponent.

#### Defensive actions

- t.9 Parries are *simple, direct*, when they are made in the same line as the attack.

They are *circular* (counter-parries) when they are made in the opposite line to that of the attack.

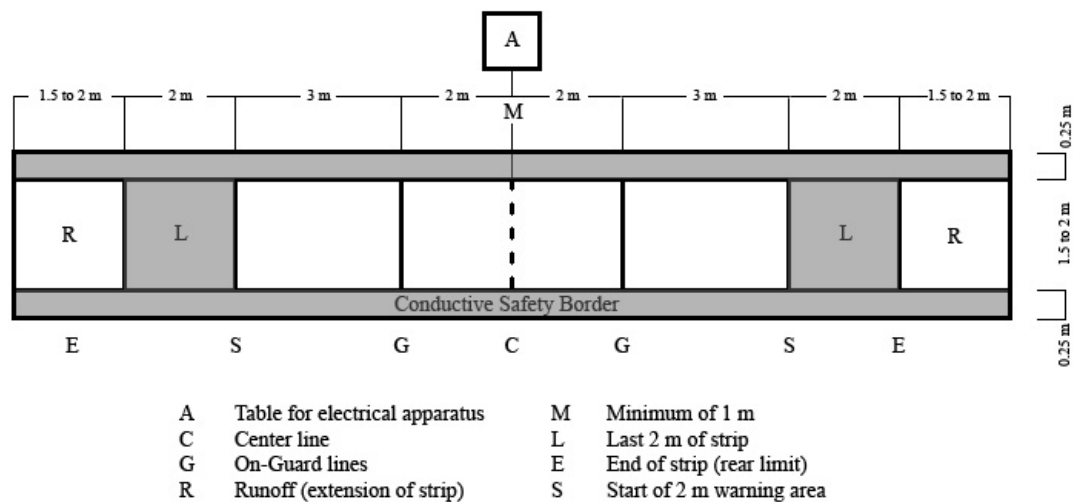
#### The point in line position

- t.10 The *point in line* position is a specific position in which the fencer's sword arm is kept straight and the point of his weapon continually threatens his opponent's valid target (cf. [t.56.3.a/b/c](#), [t.60.4.e](#), [t.60.5.a](#), [t.76](#), [t.80.3.e](#), [t.80.4.a/b](#)).

## *Chapter 3*

### *The Field Of Play*

- t.11** The **field of play** should have an even surface. It should give neither advantage nor disadvantage to either of the two fencers concerned, especially as regards light.
- t.12**
1. That portion of the field of play which is used for fencing is called the *strip*.
  2. Competitions **in the three weapons** are fenced on the same strips.
- t.13**
1. The strip is from 1.50 meters to 2 meters **wide**.
  2. The strip is 14 meters **long**, so that each competitor, being placed at 2 meters from the center line has at his disposal for retreating a total distance of 5 meters without it being necessary for him to cross the rear limit of the strip with both feet.
- t.14** **Five lines** should be drawn very clearly on the strip at right angles to its length, as follows:
- a) **one center line** which must be drawn as a broken line across the whole width of the strip;
  - b) **two on-guard lines** at 2 meters on each side of the center line. These must be drawn across the whole width of the strip;
  - c) **two lines at the rear limits** of the strip, which must be drawn across the whole width of the strip, at a distance of 7 meters from the center line.
  - d) In addition, **the last 2 meters** of the strip before these rear limit lines must be clearly distinguished – if possible by a different color of strip – to make it easy for the fencers to be aware of their position on the strip (see [Figures 1 and 2](#)).



For foil and épée, the conductive surface must cover the whole length and width of the strip, including its extensions (runoff) and its safety borders (cf. t.13.s, m.57).

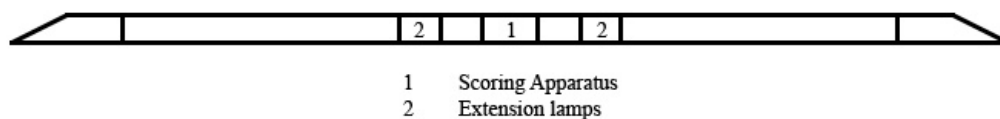
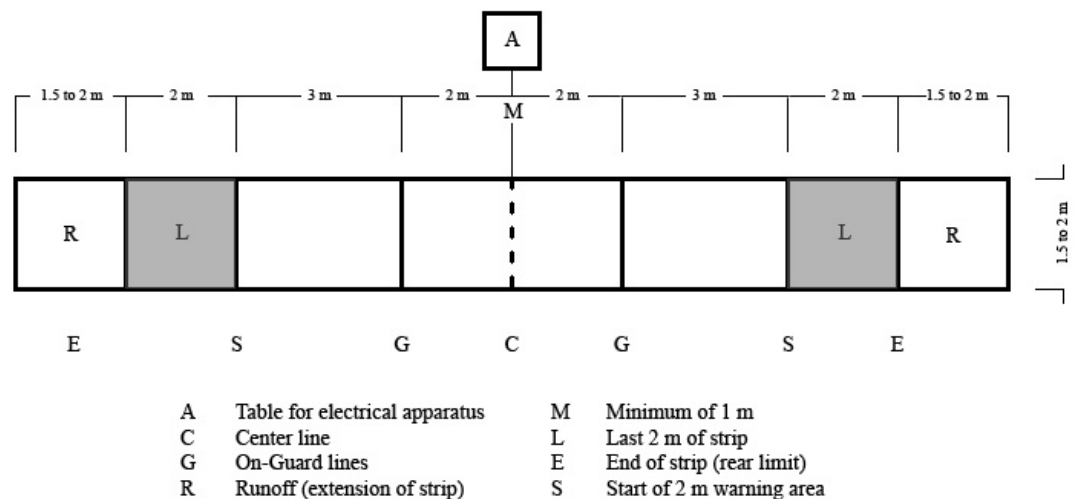


Figure 1. Strip for Semi-Finals and Finals (maximum height 50 cm)



For foil and épée, the conductive surface must cover the whole length and width of the strip, including its extensions (runoff) (cf. t.13.s, m.57).

Figure 2. Standard Strip for all three weapons

## Chapter 4

### *The Fencers' Equipment (Weapons – Equipment – Clothing)*

#### Responsibility of fencers

- t.15
1. Fencers arm, equip and clothe themselves and fence **at their own responsibility** and **at their own risk**.
  2. The **safety measures** specified in the Rules and in the standards contained in the Appendix to them and the methods of control laid down in the present Rules (cf. [Material Rules](#)) are only designed to *increase* the fencers' safety and cannot *guarantee* it. They cannot, therefore, whatever the manner in which they are applied, impart responsibility to the FIE, or to the organizers of competitions, to the officials or personnel who carry out such organization, or to those who may cause an accident.

## Chapter 5

### Fencing

#### Method of holding the weapon

- t.16
1. With all three weapons, **defense** must be effected exclusively with the guard and the blade used either separately or together.
  2. If the **handle** has no special device or attachment or special shape (e.g., orthopedic), a fencer **may hold it** in any way he wishes and he may also alter the position of his hand on the handle during a bout. However, the weapon must not be – either permanently or temporarily, in an open or disguised manner – transformed into a **throwing weapon**; it must be used without the hand leaving the grip and without the hand slipping along the grip from front to back during an offensive action.
  3. When the handle has a **special device** or **attachment** or has a **special shape** (e.g., orthopedic) it must be held in such a way that the upper surface of the thumb is in the same plane as the groove in the blade (in foil or épée) and perpendicular to the plane of the flexibility of the blade in sabre.
  4. The weapon must be used **with one hand only**; a fencer may not change hands until the end of the bout, unless the Referee gives special permission in the case of injury to the hand or arm.

#### Coming on guard

- t.17
1. The fencer **whose number is called first** should place himself on the **right** of the Referee, except in the case of a bout between a right- and a left-hander, if the left-hander is called first.
  2. **The Referee places** each of the two competitors in such a way that the front foot of each is 2 meters from the center line of the strip (that is, behind the 'on-guard' lines).
  3. Competitors are always put on guard, whether at the beginning of the bout or subsequently, **in the center of the width of the strip**.
  4. When placed on guard during the bout, the distance between the two competitors must be such that, in the point in line position, the points of the two blades cannot make contact.
  5. **After the scoring of a valid touch** the competitors are put on guard **in the middle** of the strip.

6. **If no touch is awarded** they are replaced in the position that they occupied when the bout was interrupted.
7. At the beginning of **each period** (in a direct elimination bout) and of any **additional minute** of fencing time, the fencers are placed on guard in the middle of the strip.
8. The competitors may not be replaced **on guard, at their correct distance**, in such a way as to place behind the rear line of the strip a fencer who was in front of that line when the bout was halted. If he already had one foot behind the rear line, he remains in that position.
9. If a fencer has crossed the **lateral boundaries of the strip**, he may be put back on guard at the correct distance even if this places him behind the rear line and thereby causes a touch to be awarded against him.
10. Competitors come on guard when the Referee gives the order '**On guard**', after which the Referee asks, '**Are you ready?**' On receiving an affirmative reply, or in the absence of a negative reply, he gives the command for fencing to commence with the word '**Fence.**'
11. The fencers must **come on guard correctly** and remain **completely still** until the command 'Fence' is given by the Referee.
12. In foil and sabre, fencers may not come on guard in the **in line** position.

### Beginning, stopping and restarting the bout

#### *Beginning the bout*

- t.18** 1. **The start** of the bout is signaled by the word 'Fence.' No movement made or initiated before the word 'Fence' is counted.

#### *Stopping the bout*

2. The bout **stops** on the word 'Halt,' except in the case of special events occurring which modify the regular and normal conditions of the bout (cf. [t.32.1/2](#)).
3. As soon as the order '**Halt**' has been given, a competitor may not start a new action; only the movement which has begun before the order was given remains valid. Everything which takes place afterwards is entirely non-valid (But cf. [t.32.1/2](#)).
4. If a competitor **stops** before the word 'Halt', and is touched, the touch is valid.
5. The order 'Halt' is also given if the fencing of the competitors is **dangerous, confused, or contrary to the Rules**, if one of the competitors is **disarmed** or **leaves the strip**, or if, while retreating, he approaches too near the spectators or the Referee (cf. [t.26](#), [t.54.5](#) and [t.73.4.j](#)).



### *Leaving the strip*

6. The Referee may not allow a fencer to **leave the strip**, save in exceptional circumstances. If a competitor does so without permission he is liable to incur the penalties enumerated in Articles [t.114](#), [t.116](#), [t.120](#).

### *Fencing at close quarters*

- t.19 Fencing at close quarters** is allowed so long as the competitors can wield their weapons correctly and the Referee can, in foil and sabre, follow the phrase.

### *Corps à corps*

- t.20**
1. **Corps à corps** is said to exist when the two competitors are in contact; when this occurs the Referee must stop the bout (cf. [t.25](#), [t.63.1/2/3](#)).
  2. **In foil and sabre** it is forbidden for a fencer to **cause corps à corps** (even without brutality or violence). Should such an offence occur, the Referee will penalize the fencer at fault as specified in Articles [t.114](#), [t.116](#), [t.120](#) and any touch scored by the fencer at fault is annulled.
  3. **In all three weapons** it is forbidden for a fencer to **cause corps à corps intentionally** to avoid being touched, or to jostle the opponent. Should such an offence occur, the Referee will penalize the fencer at fault as specified in Articles [t.114](#), [t.116](#), [t.120](#) and any touch scored by the fencer at fault is annulled.

### *Displacing the target and passing the opponent*

- t.21**
1. **Displacing the target and ducking** are allowed even if during the action the unarmed hand and/or the knee of the back leg comes into contact with the strip.
  2. It is forbidden to **turn one's back** on one's opponent during the bout. Should such an offence occur, the Referee will penalize the fencer at fault as specified in Articles [t.114](#), [t.116](#), [t.120](#) and any touch scored by the fencer at fault is annulled.
  3. When a fencer **goes past** his opponent during a bout, the Referee must immediately call 'Halt' and replace the competitors in the positions which they occupied before the passing took place.
  4. When touches are made **as a fencer passes his opponent**, the touch made immediately is valid; a touch made after passing his opponent by the competitor who has made the passing movement is annulled, but the touch made immediately, even when turning around, by the competitor who has been subjected to the offensive action, is valid.
  5. If during a bout a fencer who has made a flèche attack has a touch registered against him and he continues to run beyond the extreme limit of the strip sufficiently far to cause his reel or the connecting line to his reel **to be torn out**, the touch which he has received will not be annulled (cf. [t.103](#)).

### Substitution and use of the non-sword hand and arm

- t.22**
1. The use of the **non-sword hand** and **arm** to carry out an offensive or defensive action is forbidden (cf. [t.114](#), [t.117](#), [t.120](#)). Should such an offence occur, the touch scored by the fencer at fault is annulled and the latter will be penalized as specified for offences of the 2<sup>nd</sup> group (red card).
  2. In foil and sabre, it is forbidden to **protect** the target area or to **substitute** another part of the body for the target area, either by covering or by an abnormal movement (cf. [t.114](#), [t.116](#), [t.120](#)); any touch scored by the fencer at fault is annulled.
    - a) If, during the fencing phrase, there is protection or substitution of a valid surface, the fencer at fault will be penalized as specified for offences of the 1<sup>st</sup> group (cf. [t.49.1](#), [t.72.2](#))
    - b) If, during the fencing phrase, as a result of protection or substitution of a valid surface, a touch correctly given is registered as not valid, the fencer at fault will be penalized as specified for offences of the 1<sup>st</sup> group (cf. [t.49.1](#), [t.72.2](#)) and the touch will be awarded by the Referee.
  3. During the bout, the fencer must not, under any circumstances, **take hold of any part of the electrical equipment** with the non-sword hand (cf. [t.114](#), [t.116](#), [t.120](#)); any touch scored by the fencer at fault is annulled.
- t.23**
1. If during a bout the Referee notices that one of the fencers is making use of the non-sword arm and/or hand, or is protecting or covering the valid target with a non-valid surface, the Referee can call for the help of two **neutral judges** who will be designated by the Head Referee.
  2. These judges, one on each side of the strip, will watch **all aspects of the bout** and will indicate, by raising their hand or when asked by the Referee, if the non-sword arm or hand has been used, or if the fencer has protected or covered the valid target with a non-valid surface (cf. [t.49](#), [t.114](#), [t.116](#), [t.120](#)).
  3. The Referee may also **make the fencers change places** so that the fencer committing this fault does not have his back to the Referee.

### Ground gained or lost

- t.24** When the order 'Halt' is given, **ground gained** is held until a touch has been given. When competitors are replaced on guard, each fencer should retreat an equal distance in order to keep fencing distance (cf. [t.17.3/4](#)).
- t.25** However, if the bout has been stopped on account of **corps à corps**, the fencers are replaced on guard in such a position that the competitor who has sustained the corps à corps is at the place which he previously occupied; this also applies if his opponent has subjected him to a **flèche** attack, even without corps à corps.

## Crossing the limits of the strip

### *Stopping the bout*

- t.26
1. When a competitor **crosses one of the lateral boundaries** of the strip with **one or both feet**, the Referee must immediately call 'Halt.'
  2. If the fencer **goes off the strip** with **both feet**, the Referee must annul everything that has occurred after the boundary has been crossed, except a touch received by the competitor who has crossed the boundary even after he has crossed it, provided that this touch results from a simple and immediate action.
  3. However, a touch scored by the fencer who **leaves the strip with one foot only** is valid provided that the action was started before the 'Halt.'
  4. If **one of the competitors** leaves the strip with **both feet**, only a touch made by the fencer who remains on the strip with at least one foot can be counted valid, even in the case of a double touch.

### *Rear limits*

- t.27 Should a competitor cross the **rear limit** of the strip completely – i.e., with both feet – a touch will be scored against him.

### *Lateral boundaries*

- t.28
1. A competitor who crosses one of the **lateral boundaries** of the strip with one or both feet is penalized. When the competitors are replaced on guard, the opponent of the competitor who has crossed the lateral boundary will step forward one meter from the position he occupied when his opponent left the strip; the competitor who is penalized must retreat in order to resume the correct fencing distance.
  2. **If the exercise of this penalty** places a competitor with both feet beyond the rear limit of the strip, that competitor is considered as having been touched.
  3. A competitor who crosses one of the lateral boundaries of the strip with one or both feet – e.g., when making a flèche – **to avoid being touched** will be penalized as specified in Articles [t.114](#), [t.116](#), [t.120](#).

### *Leaving the strip accidentally*

- t.29 A competitor who **involuntarily** crosses one of the boundaries of the strip as the result of any accidental cause (such as jostling) incurs no penalty whatever.

### Duration of the bout

- t.30**
1. Duration of the bout is held to mean the **effective duration**, that is the total of the intervals of time between the orders 'Fence' and 'Halt.'
  2. The duration of the bout is **controlled** by the Referee or by a timekeeper. For the finals of all official competitions, as well as for all bouts for which a chronometer is visible to the spectators, the chronometer must be so placed that it is visible to the two fencers on the strip and to the Referee.
  3. The effective **duration** of a bout is:
    - For **pools**, 5 touches, maximum 3 minutes.
    - For **direct elimination** bouts, 15 touches, maximum 9 minutes divided into 3 periods of 3 minutes, with one minute's pause between any two periods.
    - For **team matches**, 3 minutes for each bout.
- t.31**
1. The fencers may ask **how much time they have left** to fence each time that the fencing is interrupted.
  2. Any fencer who attempts improperly to **cause or to prolong interruptions** to the bout is penalized as specified in Articles [t.114](#), [t.116](#), [t.120](#).
- t.32**
1. **At the expiration of the regulation fencing time**, if the clock is linked to the scoring apparatus (obligatory standard for finals of official FIE competitions), it must automatically set off a loud audible signal, and automatically cut off the scoring apparatus, without cancelling touches registered before the disconnection. The bout stops with the audible signal.
  2. **If the clock is not linked to the scoring apparatus**, the timekeeper must shout 'Halt' (or operate a sound signal) which stops the bout; in this case, even a 'coup lancé' is not valid.
  3. Should there be a **failure of the clock** or an **error by the timekeeper**, the Referee must estimate how much fencing time is left.

### Injuries or cramps, withdrawal of a competitor

- t.33
1. For an **injury or cramp** which occurs in the course of a bout and which is properly attested by the delegate of the FIE Medical Committee or by the doctor on duty, the Referee will allow a break in the bout lasting no longer than 10 minutes. This break should be timed from the point when the doctor gave his opinion and be strictly reserved for the treatment of the injury or cramp which brought it about. If the doctor considers, before or at the end of the 10-minute break, that the **fencer is incapable of continuing** the bout, the fencer must withdraw (individual events) and/or be replaced, if possible (team events) (cf. [o.44.11.a/b](#)).
  2. During the **remainder of the same day**, a fencer cannot be allowed a further break unless as a result of a different injury or cramp.
  3. Should a fencer **demand a break** which is deemed by the delegate of the Medical Committee or by the doctor on duty to be **unjustified**, the Referee will penalize that fencer as specified in Articles [t.114](#), [t.117](#), [t.120](#).
  4. **In team events** a fencer judged unable to continue the bout by the doctor may, nevertheless, on the advice of the same doctor, fence in subsequent matches on the same day.
  5. The Bout Committee may **modify the order of bouts** in a pool in order to ensure the efficient running of the competition (cf. [o.16.1](#)).

## Chapter 6

### *Refereeing and the Judging of Touches*

- t.34
1. By accepting a position as Referee or judge, the person so designated **pledges his honor** to respect the Rules and to cause them to be respected, and to carry out his duties with the strictest impartiality and absolute concentration.
  2. Referees **may not combine** their function with any other activity during the tournament, such as member of the Bout Committee, team captain, official delegate of their national federation, coach, etc.

#### The Referee

- t.35
1. All bouts in fencing are directed by a **Referee** who must be in possession of an up-to-date US or international refereeing license. For reasons of expedience, National category Referees who are candidates for the FIE refereeing exams are authorized to referee Junior World Cup competitions.
  2. The Referee has many **duties**.

The Referee:

- a) **calls the roll** of the competitors (cf. [t.86.1](#), [t.86.5/6](#)).
- b) **directs** the bout.
- c) before each bout he must **check** the weapons, clothes and equipment of the fencers, according to the regulations described below.
- d) **superintends** the proper functioning of the electrical apparatus. Either on his own initiative or when asked to do so by a team captain or competitor, he implements tests necessary to verify the apparatus and locate any faults which may be found. He will prevent the competitors from hindering the tests by unplugging or changing their equipment prematurely.
- e) **directs** the judges, timekeepers, scorers, etc.
- f) positions himself and moves in such a way as to be able to **follow the bout** while always being able to see the illumination of the signal lamps.
- g) **penalizes** faults (cf. [t.96.2](#)).
- h) **awards** the touches (cf. [t.40ss](#)).
- i) **maintains** order (cf. [t.96.1-4](#)).

- j) whenever he considers it necessary, he should **consult** the experts concerning the electrical apparatus (cf. [o.7](#)).

## Judges

- t.36
1. The Referee fulfills his functions with the aid of an apparatus for the automatic registering of touches; he may also be assisted by **two judges** watching for the use of the unarmed hand or arm, substitution of the valid target, touches scored on the floor in épée, leaving the strip to the side or the rear or any other offence defined in the Rules (cf. [t.120](#)).
  2. The judges are **obligatory** for all individual competition finals (whether of 4 or 8 fencers) and for the **final** (2 teams) of team events.
  3. The judges are placed on each side of the Referee, on either side of the strip; they watch **all aspects** of the entire bout.
  4. The judges must **change ends** halfway through each bout or after each period in direct elimination bouts and after each bout in team matches, so as not to watch the same fencer the whole time.

## Attribution of referees

### *Olympic Games and World Championships*

#### *Individual competitions*

- t.37
1. For the rounds of pools and the direct elimination table, the **Refereeing Delegates** select the Referees by drawing lots.
  2. **For the pools**, the Referee must be of a different nationality from that of any of the fencers in the pool.
  3. For the **direct elimination tables at each weapon**, the Refereeing Delegates establish, among the Referees present, a list of the best referees in each weapon (according to the grades obtained during the season).

For each quarter of the table, 4 Referees are assigned by drawing lots from among at least 7 to 8 Referees, to referee the bouts in the order of the table. They must be of a different nationality from that of any of the fencers participating in that quarter of the table.

As the table progresses, the Referees will be switched around in a sequence established beforehand.

4. At the end of each round, the Refereeing Delegates can **withdraw one or more Referees** whose performance was not satisfactory. This decision must be taken by the majority of the Refereeing Delegates present. However, a Referee may not be changed during a bout except in exceptional circumstances. In such a case the decision, which must be well founded, must be taken by the majority of the Refereeing Delegates present (this rule is equally valid for team competitions).

5. **For the final of 4**, the Refereeing Delegates, immediately after the end of the direct elimination tables, select 4 Referees by lot from among at least 7 to 8 Referees, who must be of a different nationality from any of the fencers.

10 minutes before the final, the Refereeing Delegates will draw lots to assign the Referees for all the bouts at the same time, in the following order: 1<sup>st</sup> semi-final, 2<sup>nd</sup> semi-final, final, and 3<sup>rd</sup> place (Olympic Games).

6. **The drawing of lots is done** with the help of a computer for the pools and up to the direct elimination table of 64 and by hand from the direct elimination table of 64 onwards.

#### *Team competitions*

- t.38 The same rules as those in article [t.37 3\)](#), [4\)](#), [5\)](#) and [6\)](#), are applied to the team competitions, with two Referees per match.

#### *World Cup competitions*

- t.39 The Bout Committee, assisted for finals by the Official Supervisor of the FIE, applies the rules described in Articles [t.37](#) and [t.38](#), above.

#### **Method of judging touches**

##### *Materiality of the touch*

- t.40
1. The **materiality of the touch** is established according to the indications of the apparatus, and when necessary by consulting the judges (cf. [t.36](#)).
  2. Only the **indications of the electrical apparatus** as indicated by its own lamps or by the extension lamps can be taken into consideration for judging touches. Under no circumstances can the Referee declare a competitor to be touched unless the touch has been properly registered by the apparatus (except as provided for in Articles [t.49.1](#) or when a penalty touch has been awarded).
- t.41 On the other hand, the Referee should, in the cases enumerated for each weapon, **annul** a touch registered by the apparatus (cf. [t.53ss](#), [t.66ss](#), [t.73](#)).

##### *Validity or priority of the touch*

- t.42
1. As soon as the bout has stopped, the Referee briefly **reconstructs** the movements which composed the last fencing phrase.
  2. After reaching his decision regarding the materiality of a touch, the Referee, **by applying the rules**, decides which fencer was touched, whether both were touched (épée) or if there was no valid touch (cf. [t.55ss](#), [t.64ss](#), [t.74ss](#)).



### 3. VIDEO-REFEREEING

*Rule t.42.3 only applies to USA Fencing tournaments where video-refereeing is in use.*

- a) Video-refereeing is compulsory at all 3 weapons at **Grand Prix, World Cup team** competitions, the **World Championships, Zonal Championships**, and **qualification events for the Olympic Games**.
  - i) For **Grand Prix** competitions, video-refereeing is compulsory and must be used as soon as the timetable allows the competition to be run on only 4 strips, and in any case **from the table of 64**.
  - ii) For **World Cup team** competitions, video-refereeing is compulsory **from the table of 32** onwards, including the matches for 3<sup>rd</sup> place but excluding the other ranking matches.
  - iii) For individual and team competitions of the open **World Championships**, video-refereeing is obligatory **from the beginning of the competition** onwards. 8 strips equipped for video-refereeing are thus necessary.
- b) **Appeals**
  - i) In **individual** events, the fencer has:
    - in **pools** in which the video-refereeing system is used, one possible appeal during each bout;
    - in **direct elimination** bouts, two possible appeals.Should the Referee agree with the fencer who appealed for the video-refereeing the latter is entitled to retain the right of appeal.
  - ii) In **team events**, the fencers have one possible right to appeal to the video-refereeing per bout and they are entitled to retain this right should the Referee agree with the appeal.
  - iii) In the case of an appeal for video-refereeing, the Referee will walk over to the Refereeing delegate, they will watch the video together and after consultation with the delegate, the Referee will give his final decision.
- c) At **conventional weapons**, when both lamps are lit, the Referee must consult his monitor before making a decision.
- d) If the fencers' scores are **equal at the end of the match**, for the decisive touch, the Referee must use the video-refereeing and walk over to the Refereeing delegate. They will examine the video together and, after consulting the delegate, the Referee will give his final decision without the possibility of consulting the video again.

- e) The last action will be replayed on the Referee's and the Refereeing delegate's monitors, first at the **real speed** and then in slow motion, at **20%**.
- f) The **Refereeing delegate** may at any time request that the Referee review his decision.
- g) Following a request by one of the fencers to check the video, the **decision given is final** and his opponent cannot ask for the same action to be reviewed again.
- h) The person(s) monitoring the Referees' decisions do not have to be members of the Refereeing Commission. For the World Championships, the Refereeing delegate in charge will designate this or these person(s). For "Grand Prix" competitions, the delegate from the Refereeing Commission will designate this or these persons.

4. The Referee must use the following signals (see [Figure 3a-b](#)).





Figure 3a. Referee Hand Signals



By mimicry, the Referee demonstrates the offence of the fencer on the right and shows the card corresponding to the offence concerned

NOTES

1. The Referee analyzes the fencing and announces his decisions by means of the signals and words above.
2. In following the fencing phrase, the Referee uses the following words without making the signals: "Riposte," "Counter-riposte," "Remise," "Reprise," "Redoublement."
3. The fencers may politely ask the Referee for a more complete analysis of the fencing phrase.
4. Each signal must last 1-2 seconds, be expressive and be correctly made. Above they refer to the fencer on the Referee's right.

Figure 3b. Referee Hand Signals

## Regulation equipment and checking of equipment by the Referee

- t.43 1. **Before the start** of each pool, team match or bout by direct elimination, the Referee must assemble all the competitors and verify that (cf. [t.35.2.c](#)):
- a) in all weapons, the **FIE guarantee label** is present on the fencers' equipment (clothing, masks);

*In USA Fencing competitions, the use of an FIE homologated uniform and mask is not required.*

- b) in foil, the **conductive jacket** conforms to the provision of Article [m.28](#) when each competitor is standing upright, is on guard and is in the lunge position;
- c) in épée, the material from which the clothing is made has not too smooth a surface, and the competitor is wearing a **jacket conforming to the regulations**;
- d) in sabre, the **conductive jacket** conforms to the provision of Article [m.34](#) when each competitor is standing upright, is on guard and is in the lunge position;
- e) in all three weapons, each fencer is wearing, under his jacket, a regulation **protective under-plastron**, made of cloth which can resist 800 Newtons;

*In USA Fencing competitions, the protective plastron must:*

- 1) *have at least two layers;*
- 2) *include a sleeve down to the elbow without opening or seam in the region of the armpit;*
- 3) *ensure the best possible protection. It may be fixed to the jacket without being entirely sewn in;*
- 4) *it does not need to be constructed of 800 Newton material.*

- f) in all three weapons, the fencer is not equipped with any **electronic communication equipment** which would allow a person off the strip to communicate with the fencer during the bout.

In pools, this checking must be done at the roll call of the fencers. For bouts in the direct elimination and the finals this checking must be done in the assembly area.

The organizers of all official FIE competitions (junior and senior) must make provision in their set-up for an assembly area.

2. For bouts in the **direct elimination** and the **finals** of the **World Championships and the Olympic Games**, and for **finals of World Cup competitions**, the two fencers in each bout will go to the material checking zone, located near the strip, 30 minutes before they are due on the strip. Their equipment will be checked under the responsibility of the SEMI (or the designated expert for finals of World Cup competitions). If any anomaly is identified the equipment at fault will be changed at once, without any penalty being applied. The SEMI delegate will hand over the bodycords, the masks and the weapons that have been checked to the Referee for the bout. **Ten minutes before** they are due on the strip the fencers will report to the Referee designated for their bout. The Referee will hand over a bodycord to each of the fencers in the access zone for the strip. He will check that the fencers are wearing regulation under-jacket protection.
  3. The Referee and the fencers must **stay together** in the access zone until they go on the strip. **One minute** before they go on the strip the Referee will give a weapon to each fencer, for him to plug in his bodycord. No check will be carried out on the strip prior to the bout.
  4. Competition organizers must organize a **waiting area where the fencers can warm-up** during this checking procedure.
- t.44**
1. **In addition to the checks mentioned above**, the Referee of a bout may at any time, on his own initiative or at the request of a fencer or of a team captain, carry out such checks, or verify the checks already carried out or even carry out, or have carried out, new checks (cf. [t.35](#)).
  2. He will in any case, before each bout, ensure that the **guarantee label** is present on the clothing, the blade and the mask of each fencer, and that the **insulation of the wires** inside the guard and the **pressure of the spring** in the point of foils and épées conform with the Rules. Checking the insulation of the wires and the pressure of the spring will be repeated each time a weapon is changed. In all three weapons, he will check that the fencer is not equipped with **electronic communication equipment** which would allow a person off the strip to communicate with the fencer during the bout.
  3. In épée he will check **the total travel and the residual travel** of the pointe d'arrêt:
    - He will check the **total travel** by inserting a gauge measuring 1.5 mm between the barrel of the pointe d'arrêt and the tip. This gauge, provided by the Organizing Committee, may have a tolerance of  $\pm 0.05$  mm, i.e., from 1.45 mm to 1.55 mm.
    - He will check the **residual travel** by inserting a gauge measuring 0.5 mm between the barrel of the pointe d'arrêt and the tip. The apparatus should not register when the point is depressed. This gauge, provided by the Organizing Committee, may have a tolerance of  $\pm 0.05$  mm, i.e., from 0.45 mm to 0.55 mm.

4. For details of the **weight** used for the check, see [Part I, Chapter 1 of the Material Rules](#) (cf. [m.11.3](#), [m.19.3](#), [m.42.2.d](#)).
5. At the beginning of the bout, the Referee will place the **reserve equipment that has been checked** near the appropriate end of the strip for the fencer concerned.

### Non-regulation equipment

**t.45** In whatever circumstances a fencer on the strip is found to be in possession of equipment which is non-regulation or defective, this equipment will be immediately confiscated and submitted to the experts on duty for examination (cf. [m.8](#), [m.9](#), [m.12](#), [m.13](#), [m.16](#), [m.17](#), [m.23](#)). The equipment in question will only be returned to the owner after the measures necessitated by this examination have been completed and, if appropriate, after the payment of any expenses for repairs. The equipment must be rechecked before it is used again.

1. If a fencer appears on the strip:
  - with only **one** regulation **weapon** conforming with the Rules (cf. [t.86.1/2](#)); or
  - with only **one** regulation **bodycord**; or
  - with a **weapon or a bodycord** which **does not work** or which **does not conform** with the Rules; or
  - without his **protective under-plastron** (cf. [t.43.1.e](#) above); or
  - with a **conductive jacket** which does not fully cover the valid target; or
  - with **clothing** which does not conform with the Rules;

the Referee will apply the penalties according to Articles [t.114](#), [t.116](#), [t.120](#) (1<sup>st</sup> group).

2. When during a bout an irregularity is found in the equipment which could be caused by conditions **during the bout**:

Examples:

- conductive jacket with holes in which touches are registered as non-valid;
- weapon or bodycord no longer functioning;
- pressure of the spring in the point too weak;
- the travel in the point no longer regulation;

the Referee will apply **neither warning nor penalty** and any touch scored with the equipment that has become defective will be awarded.

However, even during the course of a bout, any fencer whose weapon, at the moment he presents himself on guard and ready to fence, has a **curve of the blade**, which exceeds that permitted (cf. [m.8.6](#), [m.16.2](#), [m.23.4](#)) commits an offence in the 1<sup>st</sup> group and will be penalized in accordance with articles [t.114](#), [t.116](#) and [t.120](#).

3. a) If, when a fencer appears on the strip or during a bout, it is established that the equipment used by the fencer:
  - i) **does not bear the marks** applied at the preliminary check, the Referee will:
    - annul the last touch, if any, scored by the fencer at fault;
    - penalize him as specified in Articles [t.114](#), [t.117](#), [t.120](#).
  - ii) does not conform to the Rules in a way **not covered by the preliminary check**, the Referee will:
    - penalize him as specified in Articles [t.114](#), [t.116](#), [t.120](#).
  - iii) has been passed by the preliminary check but is fraudulent; or
  - iv) bears the marks of the preliminary check which have been **imitated or transferred**; or
  - v) has been altered in any way to allow the recording of touches or the nonfunctioning of the apparatus **at will**; or
  - vi) is equipped with **electronic communication equipment** permitting a person off the strip to communicate with the fencer during the bout; then,

in cases **iii), iv), v) and vi) above**, the Referee must immediately **confiscate** the equipment (weapon, bodycord and if necessary the conductive jacket, mask, etc.), and have it examined by the expert on duty.

  - b) After having obtained the **opinion of the expert** (a member of the SEMI Commission at the fencing events at the Olympic Games and at World Championships), who has established the facts (cf. [m.33ss](#)), the Referee will apply the following **sanctions**, without prejudice to the application of Article [t.96.2/4](#):
    - in cases **iii), iv), v), and vi)**, the Referee will penalize him as specified for offences of the 4<sup>th</sup> group (cf. Articles [t.114](#), [t.119](#), [t.120](#)).
  - c) **While awaiting the decision** of the Referee that bout will be suspended but the other bouts in the pool may continue.



4. Every fencer must appear on the strip with clothing **conforming to the rules** as follows:
- a) **Name and nationality**, in accordance with the Rules, on the back of the jacket (*application in all FIE competitions, at all stages of the competitions*)
  - b) Wearing his **national uniform** (cf. [m.25.3](#)) *application as follows*:
    - i) **Open, Junior and Cadet World Championships**, all bouts, whether in a pool, in the direct elimination or during a team match;
    - ii) **Individual Senior World Cup competitions**, all direct elimination bouts from the 64 onwards;
    - iii) **World Cup team competitions**, all bouts in every match.

In case of violation of this rule:

- For the competitions mentioned in items **i)** and **iii)** above, the Referee shall **eliminate** the fencer at fault, and he will not be allowed to participate further in the event.
- For the competitions mentioned in item **ii)** above, the Referee shall penalize the fencer at fault with a Red Card (cf. [t.114](#), [t.117](#), [t.120](#), 2<sup>nd</sup> group). The fencer at fault **shall however be allowed to remain** on the strip and fence the bout concerned.

The same penalty is also applied for the absence of name and nationality, in accordance with the Rules, on the back of the jacket at Junior World Cup competitions, at Individual Senior World Cup competitions before the last 64, and at the Zonal Championships.

5. If the conductive jacket does not conform to the Rules, the fencer must put on a spare jacket that does conform to the Rules. If this jacket does not have his name and nationality on the back, the fencer has until the next stage of the competition (from the pools to the table of 64, the table of 32, etc.) to get his name and nationality printed on it.

If this is not done and except in cases of 'force majeure' the Referee will eliminate the fencer and he cannot continue to participate in the competition.

*In USA Fencing competitions, in all three weapons, each fencer's last name must be printed by hand or machine in capital letters between 8 and 15 cm high on either:*

- 1) the back of the uniform or lamé between the shoulders; or*
- 2) the front or side of the thigh of the "rear" leg.*
- 3) A piece of fabric or lamé material that is firmly sewn to the uniform in such a way that it will not detach during fencing or catch the opponent's point.*
  - a) Fabric attached to the uniform must be the same color as the part of the uniform to which it is attached.*
  - b) Conductive materials must be attached in such a way as to not alter the conductivity of the metallic vest or jacket.*
- 4) Names printed on tape are not acceptable.*
- 5) Names on uniforms are required at the following types of tournaments:*
  - a) National*
    - North American Cup (all types)*
    - Junior Olympics*
    - Division I National Championships*
    - Summer Nationals*
    - Wheelchair National Championships*
- 6) Names on uniforms are not required at the following types of tournaments:*
  - a) Nationally Sponsored Regional Tournaments*
  - b) Sectional Championships*
  - c) Division Qualifiers to National Tournaments*
  - d) Any non-National tournament not listed under above types*
  - e) Non-Qualifier Division Level Tournaments (all types)*
  - f) Sectional Circuit Tournaments*
  - g) Regional Circuit Tournaments*




Figure 4. Valid target in foil

## PART II FOIL

### *The Conventions of Fencing*

#### METHOD OF MAKING A TOUCH

- t.46**
1. The foil is a **thrusting** weapon only. Offensive actions with this weapon are made therefore with the point and with the point only.
  2. **Pushing or letting drag** the point of the electric weapon on the electric strip is forbidden during the actual bout (between 'Fence' and 'Halt'). Placing the point of the weapon on the strip at any time to **straighten** it is also forbidden. Any breaking of these rules will be punished according to Articles [t.114](#), [t.116](#), [t.120](#).

#### TARGET

##### Limitation of the target

- t.47**
1. In foil, only touches which arrive **on the target** are counted as valid.
  2. **The target** in foil excludes the limbs and the head. It is confined to the trunk, the upper limit being the collar up to 6 cm above the prominences of the collar bones; at the sides to the seams of the sleeves, which should cross the head of the humerus; and the lower limit following a horizontal line across the back joining the tops of the hip bones, then by straight lines to the junction of the lines of the groin (see [Figure 4](#)).

### Touches off the target

- t.48 A touch which is made on a part of the body **other than the target** (whether directly or as a result of a parry) is not counted as a valid touch, but it stops the phrase and therefore annuls all touches which are scored thereafter (but cf. [t.49](#)).

### Extension of the valid target

- t.49
1. However, touches which arrive off the target are counted as valid whenever, by reason of an **abnormal position**, the fencer has substituted this non-valid target for the valid target.
  2. The Referee may question the judges about this, but he **alone** must decide whether the touch is valid or not.

## JUDGING OF TOUCHES IN FOIL

- t.50 Foil competitions are scored with an **electrical scoring apparatus**.

### *Materiality of the touch*

- t.51 **Only the indications of the scoring apparatus** can be taken into consideration for judging the materiality of touches. The Referee cannot declare a competitor to be touched unless the touch has been properly registered by the apparatus (except as provided for in Articles [t.49.1](#), or when a penalty touch has been awarded).

- t.52 When using the apparatus it should be noted that:

- a) If a **non-valid touch** has been scored, the apparatus will not register a subsequent valid touch scored on the same side of the apparatus.
- b) The apparatus does not indicate whether there is any **priority in time** between two or more touches which it registers simultaneously.

### *Annulment of a touch*

- t.53
1. The Referee will disregard touches which are registered as a result of actions:
    - started **before the word 'Fence'** or **after the word 'Halt'** (cf. [t.18.1/3](#));
    - which are made on any object **other than the opponent** or his equipment (cf. [t.41](#)).
  2. A competitor who **intentionally** causes the apparatus to register a touch by placing his point on the ground or on any surface **other than that of his opponent** will be penalized as specified in Articles [t.114](#), [t.117](#), [t.120](#).

3. Fencers are forbidden to place a **non-insulated part** of their weapon in contact with their conductive jacket with the intention of jamming the electrical apparatus and thus avoiding being touched.

The penalty for committing such an offence is specified in Articles [t.114](#), [t.116](#), [t.120](#). Any touch scored by the fencer at fault is annulled.

- t.54**
1. The Referee must, on the other hand, take into account **possible failures of the electrical equipment**, in particular:
    - a) He must **annul a touch which he has just awarded** as a result of a touch signaled as on the valid target (colored lamp) if he establishes, by tests made under his personal supervision, before the bout has effectively recommenced (the command 'Fence') and without any of the equipment in use having been changed (cf. [t.35.2/d](#)):
      - either that a **touch registered as 'valid'** against the competitor against whom the touch has been awarded can be made without there being in fact a valid touch;
      - or that a **'non-valid' touch** made by the fencer against whom the touch was awarded is not registered by the apparatus;
      - or that a **'valid' touch** made by the fencer against whom the touch was awarded does not cause any touch either valid or non-valid to be registered;
      - or that the registration of touches **made by the competitor against whom the touch was awarded** does not remain recorded on the apparatus.
    - b) On the other hand, when the Referee has decided that a touch made by a competitor has priority, this touch **shall not be annulled** if subsequently it is found that a valid touch made by the opponent is registered as non-valid or that the weapon of the fencer against whom the touch was awarded is permanently registering a non-valid touch.
    - c) If a fencer's **equipment does not conform** to the provisions of Articles [m.27](#) and [m.28](#), a touch made off the target which is registered by the apparatus as valid will not be annulled.
  2. The Referee must also apply the following rules:
    - a) Only the **last touch** made before the fault was established can be annulled.
    - b) A competitor who **makes any modification in or who changes his equipment** without being asked by the Referee to do so, before the Referee has given his decision, loses all right to the annulment of the touch (cf. [t.35.2.d](#)).

- c) **If the bout has effectively recommenced**, a competitor cannot claim the annulment of a touch awarded against him before the said recommencement of the bout.
  - d) **The location of a fault** found in the equipment (including the equipment of the competitors) is of no importance for this possible annulment.
  - e) It is not necessary that the **failure found should repeat itself each time** a test is made; but it is essential that the fault should be manifested to the Referee without the possibility of doubt at least once during the tests made by him or under his supervision.
  - f) When a competitor against whom a touch has been registered has **broken his blade**, the touch must be annulled unless the breaking of the blade has occurred clearly after the touch has been registered.
  - g) The Referee must pay particular attention to **touches which are not registered or which are registered abnormally**. Should such defects be repeated, the Referee must ask a member of the SEMI Commission or an expert technician on duty to verify that the equipment conforms to the Rules.
  - h) The Referee must ensure that nothing is altered in the competitor's equipment or in the whole of the electrical apparatus before the expert carries out his check.
3. Whenever accidental causes make it impossible to carry out tests, the touch will be considered **doubtful** and annulled.
  4. If touches are registered simultaneously **on both sides of the apparatus**, and the Referee cannot establish the priority with certainty, he must replace the competitors on guard.
  5. In accordance with the general rules (cf. [t.18.5](#)) the Referee must **stop the bout**, even if no touch is registered by the apparatus, whenever fencing becomes confused and he is no longer able to analyze the phrase.
  6. The Referee should also supervise **the state of the conductive strip**; he must not allow the bout to commence or to continue if the conductive strip has holes in it which might affect the proper registering of touches. (The organizers must make the necessary arrangements to ensure the rapid repair or replacement of the conductive strip.)

## *Validity or priority of the touch*

### **Preface**

- t.55** The Referee **alone** decides as to the validity or the priority of the touch by applying the following basic rules which are the conventions applicable to foil fencing.

### **Respect of the fencing phrase**

- t.56**
1. Every **attack**, that is every initial offensive action, which is correctly executed must be parried or completely avoided and the phrase must be followed through – that is to say, coordinated (cf. [t.7.1](#)).
  2. In order to judge **the correctness of an attack** the following points must be considered:
    - a) **The simple attack, direct or indirect** (cf. [t.8.1](#)), is correctly executed when the extending of the arm, the point threatening the valid target, precedes the initiation of the lunge or the flèche.
    - b) **The compound attack** (cf. [t.8.1](#)) is correctly executed when the arm is extending in the presentation of the first feint, with the point threatening the valid target, and the arm is not bent between the successive actions of the attack and the initiation of the lunge or the flèche.
    - c) The attack with an **advance-lunge** or an **advance-flèche** is correctly executed when the extending of the arm precedes the end of the advance and the initiation of the lunge or the flèche.
    - d) Actions, simple or compound, steps or feints which are **executed with a bent arm**, are not considered as attacks but as preparations, laying themselves open to the initiation of the offensive or defensive/offensive action of the opponent (cf. [t.8.1/3](#)).
  3. To judge **the priority of an attack** when analyzing the fencing phrase, it should be noted that:
    - a) If the attack is initiated **when the opponent is not in the point in line position** (cf. [t.10](#)), it may be executed either with a direct thrust, or by a disengage, or by a cut-over, or may even be preceded by a beat or successful feints obliging the opponent to parry.
    - b) If the attack is initiated **when the opponent is in the point in line position** (cf. [t.10](#)), the attacker must, first, deflect the opponent's blade. Referees must ensure that a mere grazing of the blades is not considered as sufficient to deflect the opponent's blade (cf. [t.60.5.a](#)).
    - c) If the attacker, when attempting to deflect the opponent's blade, fails to find it (**dérobement**), the right of attack passes to the opponent.

d) **Continuous steps forward, with the legs crossing one another**, constitute a preparation and on this preparation any simple attack has priority.

- t.57 The parry gives the right to riposte: **the simple riposte** may be direct or indirect, but to annul any subsequent action by the attacker, it must be executed immediately, without indecision or delay.
- t.58 When a compound attack is made, if the opponent **finds the blade during one of the feints**, he has the right to riposte.
- t.59 When **compound attacks** are made, the opponent has the right to **stop hit**; but to be valid, the stop hit must precede the conclusion of the attack by an interval of fencing time; that is to say that the stop hit must arrive before the attacker has begun the final movement of the attack.

### Judging of touches

- t.60 The Referee should apply the following basic conventions of foil fencing:
1. When during a phrase, both fencers **touch at the same time**, there is either a *simultaneous action* or a *double touch*.
  2. The **simultaneous action** is due to simultaneous conception and execution of an attack by both fencers; in this case the touches exchanged are annulled for both fencers even if one of them has been touched off the target.
  3. The **double touch**, on the other hand, is the result of a faulty action on the part of one of the fencers.

Therefore, when there is not a period of fencing time between the touches:

4. **Only the fencer who is attacked is counted as touched:**
  - a) If he makes a **stop hit** on his opponent's simple attack;
  - b) If, instead of parrying, he attempts **to avoid the touch** and does not succeed in so doing;
  - c) If, after making a successful parry, he makes a **momentary pause** which gives his opponent the right to renew the attack (redoublement, remise or reprise);
  - d) If, during a compound attack, he makes a **stop hit** without being in time;
  - e) If, **having his point in line** (cf. [t.10](#)) and being subjected to a beat or a taking of the blade (prise de fer) which deflects his blade, he attacks or places his point in line again instead of parrying a direct attack made by his opponent.



5. **Only the fencer who attacks is counted as touched:**

- a) If he initiates his attack **when his opponent has his point in line** (cf. [t.10](#)) without deflecting the opponent's weapon. Referees must ensure that a mere grazing of the blades is not considered as sufficient to deflect the opponent's blade;
- b) If he attempts to find the blade, does not succeed (is the object of a **dérobement**) and continues the attack;
- c) If, during a compound attack, his opponent **finds the blade**, but he continues the attack and his opponent ripostes immediately;
- d) If, during a compound attack, he makes a **momentary pause**, during which time the opponent makes a stop hit, after which the attacker continues his attack;
- e) If, during a compound attack, he is **stop hit** in time before he begins his final movement;
- f) If he makes a touch by a remise, redoublement or reprise when his original attack has been **parried and his opponent has made a riposte** which is **immediate**, simple, and executed in one period of fencing time without withdrawing the arm.

6. **The Referee must replace the competitors on guard** each time that there is a double touch and he is unable to judge clearly on which side the fault lies.

One of the most difficult cases to judge arises when a stop hit is made and there is doubt as to whether it was made sufficiently in time in relation to the final movement of a compound attack. Generally, in such cases, the double touch occurs through the fault of both fencers concerned, which justifies the Referee replacing them on guard. (The fault of the attacker consists of indecision, slowness of execution or the making of feints which are not sufficiently effective. The fault of the defender lies in delay or slowness in making the stop hit.)




Figure 5. Valid target in épée

### PART III EPEE

#### *The Conventions of Fencing*

#### METHOD OF MAKING A TOUCH

- t.61** 1. The épée is a **thrusting weapon** only. Attacks with this weapon are therefore made with the point, and with the point only.
2. **Pushing** or letting the point of the electric weapon **drag** on the electric strip is forbidden during the actual bout (between 'Fence' and 'Halt'). Placing the point of the weapon on the strip at any time to **straighten** it is also forbidden.

Any breaking of this rule will be penalized according to Articles [t.114](#), [t.116](#), [t.120](#).

#### THE TARGET

- t.62** In épée the target includes the whole of the fencer's body including his clothing and equipment.

Thus any point which arrives counts as a touch whatever part of the body (trunk, limbs or head), the clothing or the equipment it touches (see [Figure 5](#)).

## CORPS A CORPS AND FLECHE ATTACKS

- t.63**
1. In épée, a fencer who either by a flèche attack or by advancing vigorously brings about a **corps à corps** even several times in succession (**without brutality or violence**) does not transgress the basic conventions of fencing and commits no fault thereby (cf. [t.20.1/3](#), [t.25](#)).
  2. A fencer who **intentionally causes corps à corps** to avoid being touched or who jostles his opponent is penalized according to Articles [t.114](#), [t.116](#), [t.120](#).
  3. The 'flèche ending systematically in a corps à corps' referred to in this article must not be confused with the 'flèche resulting in a shock which jostles the opponent' which is considered as an act of **intentional brutality** in all three weapons and is punished as such (cf. [t.87.2](#), [t.120](#)).
  4. On the other hand the 'flèche which is made by running, even going past the opponent', and **without a corps à corps** is not forbidden: the Referee should not call 'Halt' too soon, in order not to annul a possible riposte; if, when making such a running flèche without touching his opponent, the fencer who makes the flèche crosses the lateral boundaries of the strip, he must be punished as laid down in Article [t.28.3](#).

## JUDGING OF TOUCHES IN EPEE

- t.64**
1. Épée competitions are judged with an **electrical scoring apparatus**.
  2. When both competitors are touched, and the apparatus registers both these touches as valid, there is a **double touch**, that is to say a touch is scored for each competitor.

### Basic principle

- t.65** Only the **indications of the electrical scoring apparatus** can be taken into consideration for judging the materiality of touches. The Referee cannot declare a competitor to be touched unless the touch has been properly registered by the apparatus (except when a penalty touch has been awarded).

### The annulment of touches

- t.66**
1. In arriving at his judgment, the Referee will disregard touches which are registered as a result of actions:
    - started before the word '**Fence**' or after the word '**Halt**' (cf. [t.18.1/3](#)); or
    - caused by the **meeting of the points** of the épées or by a touch made on the **ground** where it is **not insulated**; or
    - made on any object **other than the opponent**, including his equipment (cf. [t.36.1](#), [t.67.e](#)).

2. Any competitor who, intentionally, causes the apparatus to register a touch by placing his point on any surface **other than that of his opponent**, will be penalized as specified in Articles [t.114](#), [t.117](#), [t.120](#).

**t.67** The Referee must take note of **possible failures** of the electrical equipment and must annul the last touch registered in the following circumstances:

- a) If a touch **made on the guard** of the competitor against whom the touch was registered or on the **conductive strip** causes the apparatus to register a touch;
- b) If a touch **properly made** by the competitor against whom the touch was registered does not cause the apparatus to register a touch;
- c) If the apparatus **fortuitously registers a touch** on the side of the competitor against whom the touch was registered, for example, after a beat on the blade, by any movements of his opponent, or as a result of any cause other than a properly made touch;
- d) If the registering of a touch made by the competitor against whom the touch was registered **is annulled** by a subsequent touch made by his opponent.
- e) Special cases:
  - If a double touch is registered and **one touch is valid and the other is not valid** (such as a touch made on some surface other than on the opponent (cf. [t.66.1](#)) or a touch made after leaving the strip (cf. [t.26ss](#)), only the valid touch is scored.
  - If a double touch is registered by an established touch and a doubtful touch (failure of the electrical apparatus) the fencer who has made the established touch may choose to accept the double touch or ask to have it annulled.

**t.68** The Referee must also apply the following rules regarding the annulment of touches:

- a) **Only the last touch** which precedes the establishment of the failure of the apparatus may be annulled and then only if it is the competitor against whom the touch was registered who is placed at a disadvantage by the failure.
- b) **The failure** must be determined by tests made immediately after the bout was stopped, under the supervision of the Referee and without changing anything whatever of the equipment in use.
- c) With these tests, one is trying only to establish whether there is **material possibility** of a mistake in the judgment as a result of a fault. **The location of this fault** in the electrical equipment, including that of either of the fencers, is unimportant in reaching a decision.
- d) A competitor who makes any **modification** in, or **changes** his equipment without being asked by the Referee to do so, before a judgment is pronounced, loses his right to the annulment of the touch (cf. [t.35.2.d](#)). Similarly, after again coming on guard and after the bout has effectively recommenced a competitor cannot claim the annulment of a touch registered against him before the said recommencement of the bout.
- e) It is not necessary, in order to justify the annulment of a touch, **that the failure found should repeat itself** each time a test is made, but it is essential that the fault should be established by the Referee without the possibility of doubt at least once.
- f) If the incidents mentioned in Article [t.67](#) occur as a result of the competitor's **bodycord being unplugged** (either near the hand or at the back of the fencer), they cannot justify the annulment of the touch registered.

However, if the safety device prescribed by Article [m.55.4](#) is missing or not functioning, the touch should be annulled if the plug at the fencers' back has become unplugged.

- g) The fact that the épée of a competitor has large or small **areas of insulation** formed by oxidation, by glue, paint or any other material on the guard, on the blade or elsewhere, on which his opponent's touches can cause a touch to be signaled, or that the **electric tip** is **badly fixed** to the end of the blade so that it can be unscrewed or tightened by hand, cannot justify the annulment of touches registered against that competitor.
- h) When a competitor against whom a touch has been registered has **broken his blade**, the touch must be annulled unless the breaking of the blade has occurred clearly after the touch has been registered.
- i) If a competitor **tears the conductive strip** by a touch made on the ground and, at the same time, the apparatus registers a touch against his opponent, the touch must be annulled.

- j) Whenever, owing to some accidental cause, tests cannot be made, the touch must be considered as **doubtful** and must be annulled (but cf. [t.67.e](#)).
- k) The Referee must pay particular attention to touches which **are not registered** or which **are registered abnormally**. Should such defects be repeated, the Referee must ask the members of the SEMI Commission present or an expert technician on duty to verify that the equipment conforms to the Rules.

The Referee must ensure that **nothing is altered** either in the competitor's equipment or in the whole of the electrical apparatus before the expert makes the check.

- t.69** The Referee must supervise the **condition of the conductive strip**; he must not allow the bout to commence or to continue if the conductive strip has holes in it which might affect the proper registering of touches or cause accidents. (The organizers must make the necessary arrangements to ensure the rapid repair or replacement of the conductive strips.)




Figure 6. Valid target in sabre

## PART IV

### SABRE

#### *The Conventions of Fencing*

##### METHOD OF MAKING A TOUCH

- t.70**
1. The sabre is a weapon for **thrusting** and **cutting** with the **cutting edge**, the **flat** and the **back** of the blade.
  2. All touches made with the **cutting edge**, the **flat** or the **back** of the blade are counted as good (cuts and back-cuts).
  3. It is forbidden to score a **touch with the guard**. Any touches scored with the guard must be annulled, the fencer at fault being penalized as specified in Articles [t.114](#), [t.116](#), [t.120](#).
  4. Touches **through the blade**, that is to say those which touch the valid target and the sabre of the opponent at the same time, are valid whenever they arrive clearly on the target.
  5. **Placing the weapon on the strip** at any time to **straighten** it is forbidden. Any breaking of this rule will be punished according to Articles [t.114](#), [t.116](#), [t.120](#).

## THE TARGET

t.71 Only touches which arrive on the target are counted as valid.

The **target** comprises any part of the body above a horizontal line drawn between the top of the folds formed by the thighs and by the trunk of the fencer when in the on guard position (see [Figure 6](#)).

- t.72
1. A touch which arrives on a **non-valid part** of the target is not counted as a touch; it does not stop the fencing phrase and does not annul any subsequent touches.
  2. If a fencer **substitutes a non-valid part of the target for a valid part**, either by covering it or by any abnormal movement, the Referee must penalize him by applying the penalties specified in Articles [t.114](#), [t.116](#), [t.120](#) and any touch scored by the fencer at fault is annulled.

## JUDGING OF TOUCHES IN SABRE

### *Materiality and annulment of touches*

t.73 Sabre competitions are scored with an **electrical scoring apparatus**.

1. To judge the materiality of the touch, **only touches registered by the scoring apparatus** may be taken into account. The Referee cannot award a touch unless it has been properly registered by the apparatus except for penalty touches. He will disregard touches which are registered as a result of actions started before the word 'Fence' or after the word 'Halt' (cf. [t.18.1-3](#)).
2. However, the Referee must take into account any **possible malfunctions** in the electrical equipment; in particular he must **annul a touch** he has just awarded in accordance with a signal from the apparatus if it can be established, by tests carried out under his attentive supervision, before the bout **has effectively re-started** and with no changes having been made to the equipment (cf. [t.35.2.d](#)):
  - that a touch made by the fencer judged to have been touched **does not cause the apparatus to register**;
  - that a touch made by the fencer judged to have been touched **does not remain fixed** on the apparatus;
  - that the **signal of a touch** against the fencer judged to have been touched can be produced either without there having been in fact a valid touch, or by a touch on the weapon or on a non-valid surface.
3. If the sabre of the fencer judged to have been touched **does not conform** with Article [m.24.6-8](#) (insulation of the interior and exterior of the guard, of the handle and of the pommel), there will be no annulment, even if a touch on the weapon causes a signal to register.



4. The Referee should also apply the following rules:
- a) **Only the last touch** made before the fault was established can be annulled;
  - b) A competitor who makes any **modification in** or who **changes** his equipment without being asked by the Referee to do so, before the Referee has given his decision, loses all right to the annulment of the touch (cf. [t.35.2.d](#));
  - c) If the bout has **effectively recommenced**, a competitor cannot claim the annulment of a touch awarded against him before the said recommencement of the bout;
  - d) The **location of a fault** in the equipment (including the equipment of the competitors) has no bearing on whether or not a touch should be annulled;
  - e) It is not necessary that a fault should **repeat itself every time** a test is made; but it is essential that the fault should be manifested to the Referee without the possibility of doubt at least once during the tests made by him or under his supervision;
  - f) When a competitor against whom a touch has been registered has **broken his blade**, the touch must be annulled unless the breaking of the blade has occurred clearly after the touch has been registered.
  - g) The Referee must pay particular attention to touches which **are not registered** or are **registered abnormally**. Should such defects be repeated, the Referee must ask a member of the SEMI Commission, or an expert technician on duty, to verify that the equipment conforms to the Rules.
  - h) Whenever accidental causes make it impossible to carry out tests, the touch will be considered **doubtful** and therefore annulled;
  - i) If there are signals on **both sides of the apparatus**, the Referee will apply the rules in Article [t.80](#).
  - j) In accordance with the general rules (cf. [t.18.5](#)) the Referee must **stop the bout**, even if no touch is registered on the apparatus, whenever the fencing becomes **confused** and he is no longer able to analyze the phrase.

#### *Validity or priority of the touch*

#### **Preface**

- t.74** The Referee **alone** decides as to the validity or the priority of the touch by applying the following basic rules which are the conventions applicable to sabre fencing.

### Respect of the fencing phrase

- t.75
1. **Any attack properly executed** (cf. [t.7](#)) must be parried, or completely avoided, and the phrase must be followed through.
  2. The attack is **correctly carried out** when the extending of the arm, with the point or the cutting edge continuously threatening the valid target, precedes the initiation of the lunge.
  3. **An attack with a lunge is correctly carried out:**
    - a) in a **simple attack** (cf. [t.8.1](#)) when the beginning of the extending of the arm precedes the launching of the lunge and the touch arrives at the latest when the front foot touches the strip;
    - b) in a **compound attack** (cf. [t.8.1](#)) when the beginning of the extending of the arm, on the first feint (cf. [t.77.1](#)), precedes the launching of the lunge and the touch arrives at the latest when the front foot touches the strip.
  4. **An attack with an advance-lunge is correctly carried out:**
    - a) in a **simple attack** (cf. [t.8.1](#)) when the beginning of the extending of the arm precedes the advance and when the touch arrives at the latest when the front foot touches the strip;
    - b) in a **compound attack** (cf. [t.8.1](#)) when the beginning of the extending of the arm for the first feint (cf. [t.77.1](#)) precedes the advance, followed by the lunge, and the touch arrives at the latest when the front foot touches the strip.
  5. **The flèche and any forward movement** in which the rear foot completely passes the front foot is forbidden. Any offence will be penalized as specified in the 1<sup>st</sup> group (cf. [t.114](#), [t.116](#), [t.120](#)). Any touch scored by the fencer at fault will be annulled. However, any touch correctly executed by his opponent is valid.
- t.76 In order to judge the correctness of an attack, the following points must be considered:
- a) If the attack is initiated **when the opponent has his point in line** (cf. [t.10](#)) the attacker must first deflect his opponent's weapon. Referees must ensure that a mere grazing of the blades is not considered as sufficient to deflect the opponent's blade.
  - b) If, when attempting to find the opponent's blade to deflect it, the blade is not found (**dérobement**), the right of attack passes to the opponent.
  - c) If the attack is commenced when the **opponent's blade is not in line**, the attack may be completed either direct, or by a disengagement or by a cutover, or else be preceded by feints (cf. [t.77.1](#)) which oblige the opponent to parry.

- t.77
1. In **compound attacks** the feint must be correctly carried out, i.e.:
    - a) A **feint with the point**, with the arm extended and the point threatening the target continuously.
    - b) A **feint with a cut**, the arm extended, the blade and the arm forming an obtuse angle of about 135°, with the cutting edge threatening a valid part of the target.
  2. If during a compound attack the opponent **finds the blade during one of the feints**, he has the right to riposte.
  3. In a compound attack the opponent has the right to stop hit; but, in order to be valid, the stop hit must precede the last movement of the attack by one period of fencing time, i.e., the stop hit must arrive before the attacker has started the last movement of the attack itself.
- t.78 **Attacks by beats** on the blade:
- a) In an attack by beating on the blade, this attack is correctly carried out and retains its priority when the beat is made on the **foible** of the opponent's blade, i.e., the two-thirds of the blade furthest from the guard.
  - b) In an attack by beating on the blade, when the beat is made on the **forte** of the opponent's blade, i.e. the one-third of the blade nearest the guard, the attack is badly executed and the beat gives the opponent the right to an immediate riposte.
- t.79
1. The parry gives the right to **riposte**; a simple riposte may be direct or indirect, but in order to annul any subsequent movement by the attacker, it must be carried out immediately, without any hesitation or pause.
  2. Against cuts with the **cutting edge**, the **flat** or the **back** of the blade, the object of the parry is to prevent touches made by the opponent arriving on the valid target; therefore:
    - a) The parry is **properly carried out** when, before the completion of the attack, it prevents the arrival of that attack by closing the line in which that attack is to finish.
    - b) When a parry is properly executed, the attack by the opponent must be declared parried, and judged as such by the Referee, even if, **as a result of its flexibility**, the tip of the opponent's weapon makes contact with the target.

## Judging of touches

**t.80** In applying these basic conventions of sabre fencing, the Referee should judge as follows:

1. When during a phrase both fencers attack simultaneously there is either a **simultaneous action** or a **double touch**:

The first of these conditions is due to simultaneous conception and execution of an attack by both fencers; in this case the touches exchanged are annulled for both fencers.

2. The double touch (coup double) on the other hand, is the result of a clearly faulty action on the part of one of the fencers.

Therefore, when there is not an interval of fencing time between the touches:

3. **The fencer who is attacked** is alone counted as touched:

- a) If he makes a **stop hit** on his opponent's simple attack;
- b) If, instead of parrying, he attempts to **avoid** the touch and does not succeed in so doing;
- c) If, after making a successful parry, he makes a **momentary pause** (delayed riposte) which gives his opponent the right to renew the attack (redoublement, or remise or reprise);
- d) If, during a compound attack, he makes a **stop hit** without being in time;
- e) If, having his **point in line** (cf. [t.10](#)) and being subjected to a beat or a taking of the blade (prise de fer) which deflects his blade, he attacks or places his point in line again instead of parrying a direct touch made by his opponent.

4. **The fencer who attacks is alone counted as touched:**

- a) If he initiated his attack **when his opponent had his point in line** and without deflecting the opponent's weapon. Referees must ensure that a mere grazing of the blades is not considered as sufficient to deflect the opponent's blade;
- b) If he attempts to find the blade, does not succeed (because of a **dérobement**) and continues the attack;
- c) If, during a compound attack, he allows his opponent to **find the blade**, and continues the attack while his opponent ripostes immediately;
- d) If, during a compound attack, he **bends his arm** or makes a **momentary pause**, during which time the opponent makes a stop hit or an attack while the attacker continues his own attack.
- e) If, during a compound attack, he is **stop hit** one period of fencing time (temps d'escrime) before he makes his final movement.
- f) If he makes a touch by a remise, redoublement or reprise following a **parry by his opponent** which has been followed by a riposte which is immediate, simple and executed in one period of fencing time without withdrawing the arm.

5. When there is a double touch (coup double), and if the Referee is unable clearly to judge from which side the fault has come, **he must replace the competitors on guard.**

One of the most difficult cases to judge arises when a stop hit is made and there is doubt as to whether it was made sufficiently in time in relation to the final movement of a compound attack. Generally, in such cases, the double touch occurs through the fault of both fencers concerned, which justifies the Referee replacing them on guard. (The fault of the attacker consists of indecision, slowness of execution or the making of feints which are not sufficiently effective. The fault of the defender lies in delay or slowness in making the stop hit.)

PART V  
DISCIPLINARY RULES FOR COMPETITIONS<sup>2</sup>

*Chapter 1*  
*Application*

**Persons subject to these rules**

- t.81** 1. The regulations laid down in this part apply to **all persons** who take part in or attend a fencing competition, including the spectators.
2. Hereinafter, all these persons are described as ‘**fencers.**’

**Maintenance of order and discipline**

- t.82** 1. Fencers must **observe strictly and faithfully** the Rules and the Statutes of the FIE, the particular rules for the competition in which they are engaged, the traditional customs of courtesy and integrity and the instructions of the officials.
2. In particular they will subscribe, in an **orderly, disciplined and sporting manner**, to the following provisions; all breaches of these rules may entail punishments by the competent disciplinary authorities after, or even without, prior warning, according to the facts and circumstances (cf. [t.113](#)–[t.120](#)).
3. Everybody taking part in or present at a fencing competition must **remain orderly and must not disturb the smooth running** of the competition. During bouts (between the command “Fence” and “Halt,”) no one is allowed to **go near the strips**, to **criticize the Officials** or their decisions, to insult them or to attempt to influence them in any way. Even the **team captain** must remain in the space assigned and may only intervene in the situations and in the manner provided for in Article [t.90](#) of the Rules. The Referee must stop immediately any activity which disturbs the smooth running of the bout which he is refereeing (cf. [t.96.1-3](#)).

*In USA Fencing competitions, coaches and spectators are allowed to give advice to fencers, but cf. [t.90.1](#), as well as [t.92.1](#) and the associated USA Fencing note. In all situations, coaches and spectators must not disturb the order of the bout.*

---

<sup>2</sup> The penalties relating to the Publicity Code appear in that appendix.

4. **Smoking** in competition halls is forbidden. Smoking will be considered as a disturbance of the smooth running of the competition (cf. [t.83](#)).

Any breach of these Rules will be punished as laid down in Articles [t.114](#), [t.118](#), [t.120](#).

- t.83** The Referee and/or the Bout Committee, on their own authority or at the request of an official delegate of the FIE or of the Organizing Committee, can decide to **expel from the competition venue**, with or without a warning, any person who by his gestures, attitude or language disturbs the good order or smooth running of the event.

### **The competitors**

#### *Pledge of honor*

- t.84** By the mere fact of entering a fencing competition, the fencers pledge their honor to observe the regulations and the decisions of the judges, to be respectful towards the members of the jury and to scrupulously obey the orders and injunctions of the Referee (cf. [t.114](#), [t.116](#), [t.120](#)).

#### *Refusing to fence an opponent*

- t.85**
1. No fencer (individual or team) may take part in an official competition if he refuses to fence against any other fencer whatsoever (individual or team) correctly entered in the event. Should this rule be broken, the penalties specified for offences of the 4<sup>th</sup> group will be applied (cf. [t.114](#), [t.119](#), [t.120](#)).
  2. The FIE shall consider whether there are grounds, and to what extent, for taking sanctions against the national federation to which the disqualified competitor belongs (cf. FIE Statutes 1.2.4 and Rules Article [t.120](#)).

#### *Presence on time*

- t.86**
1. The fencers, completely equipped, with all equipment conforming with the regulations (cf. [t.43-t.45](#)) and ready to fence, must **be present at the time and place** appointed for the beginning of the pool, match, or bout of direct elimination, or at the time appointed for the checking of their equipment before their bout (cf. [t.43.1-3](#)), as well as during the competition, whenever the Referee requires it.

2. When presenting themselves to fence a bout, the fencers must arrive on the strip **completely ready to fence** – regulation clothing, jacket fastened, sword-hand gloved and holding the weapon, bodycord connected to the plug inside the guard. The mask should be carried in the unarmed hand.

Before the start of the bout, the fencers' hair must be fastened and placed inside the clothing and/or mask in such a way as to ensure that:

- It does not cover a valid surface (and thus prevent a touch from being scored);
- It does not conceal the name and nationality of the fencer;
- It does not need to be put back in place during the bout, thus interrupting it.

In the case of violation of this rule, the Referee will apply the penalties for 1<sup>st</sup> group offences ([t.114](#), [t.116](#), [t.120](#)).

3. Under no circumstances should the fencers **dress or undress in public** except in the case of an accident duly recognized by the doctor on duty or by the representative of the Medical Commission (cf. [t.87](#), [t.114](#), [t.116](#), [t.120](#)).
4. The fencers must arrive on the strip, to fence their bouts, with **two weapons** (one as a spare) and **two bodycords** (one as a spare) which satisfy the regulations and are in perfect working order (cf. [t.45.1](#), [t.114](#), [t.116](#), [t.120](#)).
5. **Before the start of the pool, the team match or the bouts of direct elimination (individual or team) or in the course of the competition (individual or team)**, when a fencer **does not present himself** on the strip, ready to fence, when ordered to do so by the Referee:
  - the fencer or team member not present will be penalized with a **Yellow Card**;
  - a second call will be made, one minute after the first call, followed by a **Red Card** for the fencer or team member not present;
  - a third and last call will be made, one minute after the second call, followed by the **elimination from the competition** for the fencer not present in an individual competition or for the whole team in a team competition.
6. Should a fencer **abandon a bout** by leaving the strip (cf. [t.18.6](#)), he will be penalized as specified in Articles [t.114](#), [t.116](#), [t.120](#).

### *Fencing etiquette*

- t.87** 1. The competitors must fence **faithfully** and strictly **according to the rules** laid down in these Rules. All breaches of these rules will incur the penalties laid down hereinafter (cf. [t.114](#)–[t.120](#)).



2. All bouts must preserve the **character of a courteous and frank encounter**. All **irregular actions** (flèche attack which finishes with a collision jostling the opponent, disorderly fencing, irregular movements on the strip, touches achieved with violence, touches made during or after a fall) are strictly forbidden (cf. [t.114](#)–[t.120](#)). Should such an offence occur, any touch scored by the fencer at fault is annulled.
3. Before the beginning of each bout, the two fencers must perform a **fencer's salute** to their opponent, to the Referee and to the spectators. Equally, when the final touch has been scored, the bout has not ended until the two fencers have saluted each other, the Referee and the spectators: to this end, they must remain still while the Referee is making his decision; when he has given his decision, they must return to their on guard line, perform a fencer's salute and shake hands with their opponent. If either or both of the two fencers refuse to comply with these rules, the Referee will penalize him/them as specific for offences of the 4<sup>th</sup> group (cf. [t.114](#), [t.119](#), [t.120](#)).

### Non-combativity

4. When both fencers make clear their unwillingness to fence, the Referee will immediately call 'Halt!'

### Individual Events

5.
  - a) If during the first two periods of a direct elimination bout of 10 or 15 touches both fencers make clear their *unwillingness to fence*<sup>3</sup>, the Referee will award a warning (Yellow Card) against each of the two fencers and will proceed to the next period, without the minute rest.
  - b) **If the offence is repeated**, the Referee will each time award a penalty touch (Red Card) against each of the two fencers and will proceed to the next period, without the minute rest.
  - c) When both fencers make clear their *unwillingness to fence* during the **final period** of a direct elimination bout:
    - i) If there has been no occurrence of the offence during the preceding periods, the Referee will award a warning (Yellow Card) against each fencer, and will proceed to a last minute of fencing;

---

<sup>3</sup> Clear *unwillingness to fence* (non-combativity)

*If two of the criteria below are combined, there is unwillingness to fence:*

- 1) *Criterion of time – One minute of fencing without a touch;*
- 2) *Absence of blade contact;*
- 3) *Excessive distance – Greater than the distance of an advance-lunge.*

- ii) If the offence has already been committed during the course of the preceding periods, the Referee will award a penalty touch (Red Card) against each of the fencers, and will proceed to a last minute of fencing;

This last minute, which will be fenced in its entirety, will be decisive and will be preceded by a drawing of lots to decide the winner should the scores be equal at the end of the minute.

### *Team events*

6. a) If both teams make clear their *unwillingness to fence* during a team match, the Referee will award a warning (Yellow Card) against each of the two teams and will proceed to the next bout.
- b) **If the offence is repeated**, the Referee will each time award a penalty touch (Red Card) against each of the teams and will proceed to the next bout, and so on up to the last bout.
- c) If both teams make clear their *unwillingness to fence* during the last bout:
  - i) If there has been no occurrence of the offence during the preceding bouts, the Referee will award a warning (Yellow Card) against each of the teams, and will proceed to a last minute of fencing;
  - ii) If the offence has already been committed during the preceding bouts, the Referee will award a penalty touch (Red Card) against each of the teams, and will proceed to a last minute of fencing;

This last minute, which will be fenced in its entirety, will be decisive and will be preceded by a drawing of lots to decide the winner should the scores be equal at the end of the minute.

7. The fencer, whether on or off the strip, must **keep his mask on** until the Referee calls halt. He may under no circumstances address the Referee until the Referee has made his decision (cf. [t.114](#), [t.116](#), [t.120](#)).
8. Under no circumstances may fencers **remove their clothes** on the strip, even to change their bodycord (cf. [t.114](#), [t.116](#), [t.120](#)).
9. Immediately after the end of a bout the Referee must bring together the two fencers, **to announce clearly the score**. He must say clearly: 'Mister X won against Mister Y with the following score....'
10. After the final bout of a pool and after a direct elimination bout, fencers must then sign the pool or bout scoresheet, under the responsibility of the Referee who must check the accuracy of the results on this scoresheet. Before the scoresheet is returned to the Bout Committee, the Referee must indicate in writing if a fencer refuses to sign it. No subsequent appeal relating to the results will be allowed.

### *Personal effort*

- t.88 Competitors must **fence to their utmost ability** in a sportsmanlike manner until the end of the competition in order to obtain the best possible classification, without giving away touches or seeking to be favored by being given touches by anyone (cf. [t.114](#), [t.119](#), [t.120](#)).

### *The team manager*

- t.89 In all competitions, all competitors of the same nationality must be under the direction of a **team manager** (who may or may not fence), who is responsible to the Bout Committee or the Organizing Committee for the discipline, conduct, and sportsmanship of the members of his team.

### *The team captain*

- t.90
1. In team events, only the **team captain** has the right to be placed with his fencers in the Strip Enclosure and to approach the President of the Bout Committee, the referees, etc., in order to decide technical matters or to register protests.
  2. The members of the team who have **scrupulously abided by his decisions** may not be held responsible by the relevant authorities. However, they are **personally responsible** for any actions they commit for which their team captain has not taken authority and for any offence committed by them in violation of the present Rules.

### *The referees and judges*

- t.91 The members of the jury must fulfill their duties not only with **total impartiality** but also with the **utmost attention** (cf. [t.34.1](#)).

### *The instructors, coaches and technicians*

- t.92
1. The **instructors, coaches and technicians** are not allowed to remain near their fencers in the Strip Enclosure during the competition.

*In USA Fencing individual competitions, only competitors may be inside the Strip Enclosure during the pool round. During individual direct elimination rounds, each competitor may designate one person to be inside the Strip Enclosure. This person must stay in the designated area at his fencer's end of the strip.*

2. The Referee may, whenever he considers it necessary, authorize a person to **come briefly to the assistance** of a fencer.
3. Each nation which has a fencer taking part in the round of the competition in progress may designate a maximum of **two people** who have the right to be positioned near the Strip Enclosure, outside it but close to a point of access. The organizers must provide the necessary space for these people.

4. In team competitions, there must be enclosures reserved for the team members. Only the team captain and one coach have the right to be with the team fencers **inside the team enclosures**, which must be clearly marked out by yellow lines on the ground or some other method. They should be 9 m<sup>2</sup> in area and be located at a distance of between 2 and 6 m from each end of and outside the Strip Enclosure, which is 18 m x 8 m.
5. During team matches, the team members not actually fencing must **remain within** their Team Enclosure.
6. During team competitions, no one has the right to **enter the Strip Enclosure** without the Referee's permission. In the case of such an offence, the Referee will penalize the offending team as provided for in Articles [t.114](#), [t.116](#) and [t.120](#). A warning imposed on a team is valid for the complete team match. Should a fencer, within the same match, commit another offence from the 1<sup>st</sup> group, the Referee will penalize him on each occasion with a red card.

### **The spectators**

- t.93** Spectators are obliged not to **interfere with the good order** of a competition, to do nothing which may tend to influence the fencers or the Referee, and to respect the decisions of the latter even when they do not agree with them. They must obey any instructions which the Referee may deem it necessary to give them (cf. [t.82.3/4](#), [t.118](#), [t.120](#)).

## Chapter 2

### *The Disciplinary Authorities and Their Competence*

The following articles only regulate discipline at competition venues. Depending on the gravity of the offences established, they do not exclude the application of the Disciplinary Code of the FIE (Chapter VII of the Statutes of the FIE), which complete or, if the case arises, take priority over the following articles.

#### Jurisdiction

**t.94** The **disciplinary authorities** are the following:

- the Referee (cf. [t.96](#));
- the Bout Committee (cf. [t.97](#), [o.56-o.62](#));
- the Head Referee (cf. [t.96.5](#));
- the Executive Committee of the IOC at the Olympic Games (cf. [t.98](#));
- the Bureau of the F.I.E. (cf. [t.99.1/4](#), [t.127.h](#), [o.63](#));
- the Executive Committee of the F.I.E. (cf. [t.99.5](#));
- the Disciplinary Commission of the FIE and its Tribunal;
- the Court of Arbitration for Sport and the Sports Arbitration Tribunal.

See also the Disciplinary Code of the FIE (Chapter VII of the FIE Statutes).

#### Principle of jurisdiction

- t.95**
1. Whatever juridical authority has taken a decision, this decision may be subject to an **appeal** to a higher juridical authority, but only to one such appeal.
  2. No decision on a question of **fact** can be the subject of an appeal (cf. [t.122.1/2](#)).
  3. An appeal against a decision only **suspends** that decision when it can be judged immediately.
  4. Every appeal must be accompanied by the **deposit of a guaranty** of US \$80, or its equivalent in another currency; this sum may be confiscated for the benefit of USA Fencing if the appeal is rejected on the grounds that it is 'frivolous'; this decision will be taken by the juridical authority responsible for hearing the appeal. However, appeals against the decisions of the Referee do not require the deposit of the guaranty mentioned above (cf. [t.122](#)).

## The Referee

- t.96
1. The Referee is responsible not only for the direction of the bout, the judging of touches and the checking of equipment, but equally for the **maintenance of order** in the bouts which he is refereeing (cf. [t.35.2.i](#)).
  2. In his capacity as director of the bout and arbiter of touches, he can, in accordance with the Rules, **penalize** the competitors, either by refusing to award a touch which they have in fact made on the opponent, or by awarding against them a touch which they have not in fact received, or by excluding them from the competition in which he is refereeing, according to the circumstances, with or without prior warning. In these circumstances, and if he has judged on a matter of **fact**, his decisions are irrevocable (cf. [t.122.1/2](#)).
  3. By reason of the right of jurisdiction which he has over all the fencers who participate in, or are present at a competition which he is refereeing, he can also **propose** to the Bout Committee the **expulsion** from the venue of the competition of the spectators, coaches, instructors and other persons who accompany the competitors (cf. [t.114](#), [t.118](#), [t.120](#)).
  4. Finally, he may **recommend** to the Bout Committee all other penalties which he considers appropriate (exclusion from the whole competition, suspension or disqualification) (cf. [t.97.3](#)).
  5. The Head Referee is the **authority competent to deal with appeals** against the decisions of the Referee (cf. [t.97ss](#), [t.122](#)).

## The Bout Committee (cf. [o.56-o.62](#))

### *For Official FIE Competitions*

- t.97
1. The **Bout Committee** has jurisdiction over all the fencers who take part in or are present at a competition which it is running.
  2. When necessary it can **intervene on its own initiative** in all disputes.
  3. It is also **responsible for maintaining order** and discipline during competitions and may use the sanctions specified in the Rules.
  4. It **sends** direct to the Central Office of **the FIE** announcements of disciplinary penalties pronounced during the competitions, as well as any requests for censure, suspension, extension of penalty or permanent suspension, and requests for ultimate appeals.
  5. The Bout Committee **activates** any penalty imposed against which no appeal is possible or which is not subject to suspension (cf. [t.95](#)).
  6. The decisions of the Bout Committee that it takes spontaneously or in its own right (as the first level of authority) are **subject to appeal** to The Disciplinary Commission of the FIE.

7. All the decisions of the Bout Committee are **immediately enforceable**. No appeal against a decision can suspend that decision during a competition.

**t.98** **The Executive Committee of the International Olympic Committee (IOC)** is the final arbiter for all disputes of a non-technical nature which may arise during the Olympic Games. It may intervene either on its own responsibility, or at the request of a national Olympic Committee, the FIE or the Organizing Committee.

*USA Fencing - National Office, Disciplinary Commission, Executive Committee*

- t.99**
1. All disciplinary matters referred to USA Fencing by a USA Fencing member, a Bout Committee or any other competent body on the occasion of an official USA Fencing competition are addressed to the **National Office of USA Fencing**. This latter transmits them to the competent body.
  2. **The Disciplinary Commission of the FIE** is the juridical body of the FIE that, within the limits of the territories over which the FIE has authority, settles all disciplinary matters referred to the FIE and judges all appeals against decisions taken by the Bout Committee or the Head Referee.
  3. **The Sports Arbitration Tribunal in Lausanne (TAS)** judges all appeals against the decisions of the tribunals of the Disciplinary Commission.
  4. In urgent cases, the **FIE Central Office** may take the administrative measures necessary for the suspension of the license of the accused in accordance with the Disciplinary Code.
  5. **The Executive Committee** ensures that the decisions of the Disciplinary Commission are respected and carried out.

See the Disciplinary Code of the FIE (Chapter VII of the FIE Statutes).

## Chapter 3

### Penalties

#### Classification of penalties

**t.100** There are two distinct **categories** of penalty applicable to the two sorts of offence (cf. [t.114ss](#)).

**1. Penalties related to fencing**, applicable to offences committed while fencing. These are:

- the loss of ground on the strip;
- refusal to award a touch actually made;
- awarding a touch which has not in fact been received;
- exclusion from the competition.

**2. Disciplinary penalties** applicable to offences concerned with maintenance of order, discipline or sportsmanship. These are:

- awarding a touch which has not in fact been received;
- exclusion from the competition;
- exclusion from participation in the whole tournament;
- expulsion from the venue of the competition;
- disqualification;
- censure;
- fine;
- temporary suspension;
- permanent suspension.

**t.101 1.** All these penalties except permanent suspension **can be applied** by the competent authorities at a competition – the Referee and the Bout Committee.

**2.** Temporary suspension **can be applied** by these authorities only in the case of a fencer refusing to salute (cf. [t.87.3](#), [t.120](#)).

See the Disciplinary Code of the FIE (Chapter VII of the FIE Statutes).



## Penalties related to fencing

### *Loss of ground on the strip (cf. [t.28.1](#))*

- t.102** A competitor who **crosses the lateral boundaries** of the strip with one or both feet is penalized by the loss of one meter of ground.

### *Refusal to award a touch actually made*

- t.103** Although a competitor may in fact have touched his opponent on the target, **this touch may be disallowed**, either because it did not arrive during the period of time during which fencing is allowed, or because the competitor had crossed the boundaries of the strip, or because of defects in the electrical equipment, or because violence was involved in the making of the touch, or because of other reasons as laid down in the Rules (cf. [t.18.1/3](#), [t.20.2/3](#), [t.21.2/4](#), [t.22](#), [t.26.2/4](#), [t.32.2](#), [t.41.2](#), [t.45.3](#), [t.53.3](#), [t.60.2/6](#), [t.66.1](#), [t.67](#), [t.68](#), [t.70.3](#), [t.73.1-4](#), [t.80](#), [t.87.2](#), [t.96.2](#), [t.114.2](#), [t.120](#)).

### *Award of a touch which has not in fact been received*

- t.104** A competitor may have a **touch awarded against him** which he has not in fact received, either because he has crossed the rear limit of the strip (cf. [t.27](#)), or because he has committed an offence which has prevented his opponent fencing (a flèche attack which jostles the opponent, a corps à corps in foil or sabre, the use of the unarmed hand while fencing, etc.) (cf. [t.96.2](#), [t.114.3.a/b](#), [t.116](#), [t.117](#), [t.118.1](#), [t.120](#)).

## *Exclusion*

- t.105**
1. A competitor who, while fencing, commits certain **violent or vindictive actions** against his opponent, or who does not **fence to his utmost ability**, or who **profits from a fraudulent agreement** with his opponent, may be excluded from the competition.
  2. **A competitor who is excluded** from a competition may not continue to take part in that competition, even if he is already qualified for promotion to the next round. He loses the right to his individual classification and the place that he occupied remains unfilled; but the points obtained by the fencer up to the moment of his expulsion remain valid for the classification of the team in the team event, providing that he actually takes part in that team event.

## Disciplinary penalties

### *Exclusion from the competition*

- t.106**
1. **Exclusion from a competition** may also be imposed for a disciplinary offence (failure to appear on the strip as required, weapons not in accordance with the Rules, reprehensible attitude towards a judge, etc.).
  2. The consequences of such exclusion for the competitor are the same as those described in Article [t.105](#) above.

### *Exclusion from participation in the whole tournament*

- t.107 1. **Tournament** is the name given to a number of competitions, individual and team, held at the same place, at the same period and under the same aegis.
2. A competitor who is excluded from a tournament will no longer be allowed to participate **in any competition** during that tournament, either in the same weapon or another.
3. When this penalty is imposed **on a team**, the position of each member of that team must be examined individually, and the members of that team may, according to the circumstances, have different penalties imposed on them (cf. [t.90.2](#)).

### *Expulsion from the venue of the competition or the tournament*

- t.108 All participants or non-competitors who participate in or are present at a competition (instructors, coaches, technicians, supporters, officials, spectators) **may be expelled**. Such expulsion has the effect of forbidding them access to the venue for the duration of the competition or tournament (cf. [t.120](#)). In no circumstances can the imposition of this penalty give cause for redress to anyone.

### *Disqualification*

- t.109 1. **Disqualification** of a competitor (for example, because he does not conform to the rules regarding age, qualification, etc. required for the competition) does not necessarily incur his suspension or permanent suspension, if he has acted in good faith; a request for supplementary penalties for fraudulent intention may, however, be made against the competitor.
2. A team **which has included a competitor who is disqualified** necessarily incurs the penalty of that member and is also disqualified.
3. The consequences of disqualification are the same as those for exclusion from the competition (see Article [t.105](#) above).

### *Censure*

- t.110 In cases where a more severe disciplinary sanction is not justified, the fencer or the official may be sanctioned by **censure**.

### *Temporary suspension*

- t.111 1. A **competitor who is suspended** cannot take part in any official FIE competition during the time he is suspended.
2. **All other persons who are suspended** are debarred from exercising their functions within the limits of time and place fixed when the suspension is imposed.

### *Permanent suspension*

- t.112 **Permanent suspension** involves the same consequences as suspension, but is permanent.

### Announcement of penalties

- t.113** 1. The Bout Committee is required to **inform** the Central Office of the FIE, without delay, of **penalties** applied during the competition and their reasons (cf. [t.97.5](#)).
2. **At the Olympic Games**, the Bout Committee must advise the IOC via the Organizing Committee.

## Chapter 4

### *Offences, Their Penalties, and the Competent Juridical Authorities*

#### The types (groups) of penalty

- t.114** 1. There are **three types of penalty** to be applied in the cases indicated in the table in Article [t.120](#). If a Referee must penalize a fencer who has committed several faults at the same time, he should penalize the less serious fault first.
2. Penalties are **cumulative and they are valid for the bout** with the exception of exclusion, which is indicated by a Black Card.

Certain offences can result in the annulment of the touch scored by the fencer at fault. During the bout, only touches scored in circumstances connected with the offences may be annulled (cf. [t.120](#)).

3. The **penalties** are as follows:
- a) a **warning**, indicated by a *Yellow Card* with which the Referee identifies the fencer at fault. The fencer then knows that any further offence on his part will result in a penalty touch.
  - b) a **penalty touch**, indicated by a *Red Card* with which the Referee identifies the fencer at fault. A touch is added to the score of his opponent and may, if the last touch is at stake, lead to the loss of the bout. Furthermore, a Red Card can only be followed by another Red Card or by a Black Card, depending on the nature of the second offence (cf. [t.120](#)).
  - c) **exclusion**, from the competition or the whole tournament as applicable (for a fencer), indicated by a *Black Card* by which the Referee identifies the person at fault.
  - d) **expulsion**, from the competition venue (any person disturbing order of the competition).
4. All warnings (Yellow Cards), penalty touches (Red Cards) and exclusions (Black Cards) must be **noted on the scoresheet** of the bout, the pool or the match, together with the group to which they belong.

## Competence

**t.115** The **offences and their penalties** which appear in different articles of the Rules are summarized in the table that follows in Article [t.120](#); they are divided into four groups (cf. [t.116–t.119](#)). All these penalties are within the **competence of the Referee**, although the Bout Committee still retains the right to intervene on its own initiative (cf. [t.97.1-3](#)).

### The First Group of offences

**t.116** The first infringement, in this First Group, is penalized by a Yellow Card (warning). If during the same bout the fencer commits the same or a different offence in this group, the Referee penalizes him, on each occasion, with a Red Card (penalty touch). If the fencer at fault has already been penalized by a Red Card because of an offence listed in the Second or Third group, he receives a further Red Card for his first infringement relating to the First Group.

### The Second Group of offences

**t.117** Every offence in the Second Group, including the first infringement, is penalized by a Red Card (penalty touch).

### The Third Group of offences

- t.118**
1. The first infringement in the Third Group is penalized by a Red Card (penalty touch), even if the fencer at fault has already received a Red Card as a result of offences in the 1<sup>st</sup> or 2<sup>nd</sup> groups.
  2. If during the same bout the fencer commits the same or a different offence in this group, he is penalized with a Black Card (exclusion from the competition).
  3. Any person **not on the strip** who disturbs the order of the competition receives:
    - a) On the **first infringement**, a warning, indicated by a Yellow Card, valid for the whole of the competition, which must be noted on the bout scoresheet and recorded by the Bout Committee;
    - b) At the **second infringement** during the same competition a Black Card and/or expulsion from the competition venue.
  4. In the most serious cases concerning disturbance either on or off the strip, the Referee may exclude or expel the person at fault **immediately**.

### The Fourth Group of offences

**t.119** The first infringement in the fourth group is penalized by a Black Card (exclusion from the competition or the whole tournament, as applicable).

## Offences and penalties

### t.120 Schedule of Offences and Penalties.

OFFENSE	ARTICLE	PENALTIES		
Fencer or team member not present upon 1st and then second call. If still not present at 3rd call Elimination from the competition.	<a href="#">t.86.6</a>	1st call - Yellow	2nd call - Red	3rd call - Elimination

1st group		1 <sup>st</sup> Offence	2 <sup>nd</sup> Offence	3 <sup>rd</sup> / additional
Leaving the strip without permission	<a href="#">t.18.6</a>	<b>Yellow</b>	<b>Red</b>	<b>Red</b>
Simple corps à corps (foil and sabre) *	<a href="#">t.20.2</a>			
Corps à corps to avoid a touch *	<a href="#">t.20.3</a> ; <a href="#">t.63.2</a>			
Turning the back to the opponent *	<a href="#">t.21.2</a>			
Covering/substitution of valid target *	<a href="#">t.22</a> ; <a href="#">t.49.1</a> ; <a href="#">t.72.2</a>			
Touching/taking hold of electrical equipment*	<a href="#">t.22.3</a>			
Crossing the side of the strip to avoid being touched	<a href="#">t.28.3</a>			
Delaying the bout	<a href="#">t.31.2</a>			
Clothing/equipment not working or not conforming; absence of second regulation weapon or bodycord	<a href="#">t.45.1/2/3.a)ii</a> ; <a href="#">t.86.4</a>			
Placing the weapon on the strip to straighten it	<a href="#">t.46.2</a> ; <a href="#">t.61.2</a> ; <a href="#">t.70.6</a>			
Bending/dragging weapon point on conductive strip (F,E)	<a href="#">t.46.2</a> ; <a href="#">t.61.2</a>			
Grounding the weapon on the metallic vest (F) *	<a href="#">t.53.3</a>			
In sabre, touch scored with the guard *; any forward movement crossing the legs or feet *	<a href="#">t.70.3</a> , <a href="#">t.75.5</a>			
Refusal to obey the Referee	<a href="#">t.82.2</a> ; <a href="#">t.84</a>			
Hair not conforming	<a href="#">t.86.2</a>			
Jostling, disorderly fencing * ; taking off mask before the Referee calls 'Halt' ; undressing on the strip	<a href="#">t.86.3</a> ; <a href="#">t.87.2/7/8</a>			
Abnormal fencing action * ; touches with brutality or made during or after a fall *	<a href="#">t.87.2</a>			
Non-combativity	<a href="#">t.87.4/5/6</a>			
Unjustified appeal	<a href="#">t.122.2/4</a>			

2nd group		1st	2nd	3rd
Using the non-weapon arm or hand *	<a href="#">t.22.1</a>	<b>Red</b>	<b>Red</b>	<b>Red</b>
Interruption of bout for claimed injury/cramp not confirmed by doctor	<a href="#">t.33.3</a>			
Absence of equipment control mark *	<a href="#">t.45.3.a).1</a>			
Absence of name on back, absence of National colors where required	<a href="#">t.45.4 a), b) ii</a>			
Deliberate touch not on opponent	<a href="#">t.53.2; t.66.2</a>			
Dangerous, violent or vindictive action, blow with guard or pommel *	<a href="#">t.87.2; t.103; t.105.1</a>			

3rd group		1st	2nd
Fencer disturbing order on the strip	<a href="#">t.82.3; t.83; t.96.2</a>	<b>Red<sup>4</sup></b>	<b>Black<sup>1</sup></b>
Dishonest fencing *	<a href="#">t.87</a>	<b>Red</b>	
Offence against publicity code	<a href="#">Publicity Code</a>		
Any person not on strip disturbing order	<a href="#">t.82; t.83; t.96.c; t.118</a>	<b>Warning<sup>4</sup></b>	<b>Black<sup>3</sup></b>

4th group		1st Offense	
Fencer equipped with electronic communication equipment permitting him to receive communications during the bout <sup>1 or 2</sup>	<a href="#">t.43.1.f; t.44.2; t.45.3.a).vi</a>	<b>Black</b>	
Falsified weapon inspection marks, intentional modification of equipment	<a href="#">t.45.3.a) iii) &amp; vi)</a>		
Manifest cheating with equipment <sup>2</sup>	<a href="#">t.45.3.a).v</a>		
Refusal of a fencer to fence another competitor (individual or team) properly entered	<a href="#">t.85.1</a>		
Offense against sportsmanship <sup>1 or 2</sup>	<a href="#">t.87.2; t.105.1</a>		
Refusal of fencer to salute opponent, the referee and the audience at the beginning or at the end of the bout	<a href="#">t.87.3</a>		
Profiting from collusion, favoring an opponent <sup>1</sup>	<a href="#">t.88; t.105.1</a>		
Deliberate brutality <sup>1</sup>	<a href="#">t.105.1</a>		
Doping <sup>2</sup>	<a href="#">t.127</a>		

*	Annulment of any touch scored by the fencer at fault		
Yellow Card	Warning (valid for bout, whether one or several encounters). If a fencer commits an offence in the First Group after having been penalized with a Red Card, for whatever reason, he or she receives a further Red Card.		
Red Card	Penalty Touch		
Black Card	Exclusion from competition. A fencer only receives a Black Card in the Third Group if he or she previously committed an offence in this Third Group (demonstrated by a Red Card).		
1)	Exclusion from competition	2)	Exclusion from tournament
3)	Expulsion from venue	4)	In serious cases, the Referee may exclude/expel immediately

## Chapter 5

### Procedure

#### Basic principle

- t.121** The various penalties are imposed by the competent authorities who will reach their decisions in an equitable manner, and will take into account the gravity of the offence and the circumstances in which it was committed (cf. [t.94ss](#), [t.114ss](#), [t.124ss](#), [t.125](#), [t.126](#)).

#### Protests and appeals

##### *Against a decision of the Referee*

- t.122** 1. **No appeal can be made** against the decision of the Referee regarding a point of fact (cf. [t.95.1/2/4](#), [t.96.2](#)).
2. If a fencer infringes this principle, **casting doubt** on the decision of the Referee **on a point of fact** during the bout, he will be penalized according to the Rules (cf. [t.114](#), [t.116](#), [t.120](#)). But if the Referee **is ignorant of or misunderstands a definite rule**, or applies it in a manner contrary to the Rules, an appeal on this matter may be entertained.
3. This **appeal** must be made:
- a) in **individual** events, by the fencer;
  - b) in **team** events, by the fencer or the team captain.

This appeal should be made courteously but without formality, and should be made **verbally** to the Referee immediately and before any decision is made regarding a subsequent touch.

4. If the Referee **maintains** his opinion, the Head Referee has authority to settle an appeal (cf. [t.97](#)). If such an appeal is deemed to be **unjustified**, the fencer will be penalized in accordance with Articles [t.114](#), [t.116](#), [t.120](#).

##### *Other protests and appeals*

- t.123** 1. Complaints and protests must be made in writing without delay; they must be addressed to the Bout Committee.
2. Protests over the **composition of the first round** at World Championships and the Olympic Games may only be made up to 7 p.m. of the day before the event (cf. [o.10](#)).



### Investigation – Right of defense

- t.124 No penalty can be imposed until after an **inquiry** has been held in the course of which the parties concerned have been called on to give their explanation of the occurrence either verbally or in writing, within a reasonable interval of time, suited to the time and place. After this time limit has expired, the penalty may be imposed.

### Method of decision

- t.125 The decisions of the juridical authorities of competitions are by **majority vote**, the chairman (president) having the casting vote in case of a tie.

### Repetition of offence

- t.126
1. For offences regarding sportsmanship, good order or discipline, a fencer is said to **repeat** an offence if he commits a new offence, other than violation of the rules governing bouts, within two years of being censured, or subjected to exclusion, disqualification or suspension.
  2. For the repetition of an offence, the **penalty** which must be imposed is:
    - a) **Exclusion** from the competition, if the previous penalty was a censure.
    - b) **Disqualification** from participation in the whole tournament, if the previous penalty was exclusion or disqualification from a competition.

See also the Disciplinary Code of the FIE (Chapter VII of the FIE Statutes).

*Chapter 6*  
**ANTI-DOPING CONTROLS**

- t.127 a) **Doping** is forbidden by the FIE. Any breaking of this rule will incur disciplinary action.
- b) Doping is defined as the occurrence of one or more of the anti-doping rule violations set forth in **Articles 2.1 through 2.8 of the FIE Anti- Doping Rules**.
- c) The FIE has committed itself to the **WADA Anti-Doping Code**. The FIE Anti-Doping Rules are based on the WADA 'Models of Best Practice' and adopt in their entirety the 'mandatory clauses' of the above document. The FIE also adopts in full the WADA 'Prohibited Classes of Substances and Prohibited Methods' document.
- d) The FIE reserves the right to conduct doping control **during competitions** – that is, at any competition organized under its control – as well as **out-of-competition**.
- e) The athletes who participate in FIE competitions undertake to respect the FIE anti-doping Rules, use neither prohibited substances nor prohibited methods and agree to submit to any anti-doping control, whether in- or out-of competition.
- f) **All the details** concerning the doping controls at official FIE competitions, as well as out-of-competition, are to be found in the articles of the Anti-Doping Rules of the FIE.
- g) The **penalties** and consequences of the penalties arising from violations of the anti-doping rules are those laid down in the Anti-Doping Rules of the FIE.
- h) Fencers found to have contravened these anti-doping rules will be subject to the **procedures provided for in the Anti-Doping Rules**. The publication of test results and decisions relating to application of penalties will be announced by the Central Office of the FIE, which alone has the right to bring them to the notice of all member federations.
- i) Doping offences committed and penalized in any of the **member countries** of the FIE will be taken into account and the penalties ('sanctions') will be applied by all member countries of the FIE.
- j) **Modification of the FIE Anti-Doping Rules** falls within the competence of the Executive Committee.

# BOOK 2: ORGANIZATION RULES<sup>4</sup>

## *Chapter 1*

### *Competitions*

- o.1** The **official competitions** of the FIE are organized according to the following rules.
- o.2**
  - 1.** The official competitions of the FIE are open to fencers (individual or team) of all FIE member countries.
  - 2.** Every competitor or designated official in a competition, is required to have a valid international license for the current season (cf. Statutes, Chapter IX).

---

<sup>4</sup> This section is provided largely for the benefit of those persons attending FIE competitions (World Cup, World Championships, and the Olympic Games). The Operations Manual of USA Fencing is the primary document for the organization and running of all USA Fencing competitions.

## Chapter 2

### *Bodies Responsible for Organization and Control*

#### The Organizing Committee

- o.3** The **Organizing Committee** is the group of persons responsible for organizing the competition.

#### The Central Office of the FIE

- o.4** The **Central Office of the FIE** controls the activities of the Bout Committee at the Olympic Games and at the Open, Junior and Cadet World Championships, as described in Article [o.63](#).

#### The Bout Committee

- o.5** The technical organization of competitions is entrusted to a **Bout Committee**, the functions and scope of whose activities are described in the Rules (cf. [t.97](#), [o.56-62](#)).

#### Auxiliary personnel

- o.6** The organizing committee will appoint:

##### 1. Scorers and timekeepers

The organizers will appoint, on their own responsibility, **scorers** whose duty it will be to keep the scoresheet for the bout, the pool or the match and maintain the scoreboards, and a **timekeeper** whose duty it will be to keep time for the duration of the bouts (cf. [t.30ss](#)).

For **finals**, the Bout Committee may appoint a delegate or a Referee, neutral wherever possible, to supervise the timekeeper, the scorer and the person responsible for the scoring apparatus.

##### 2. Superintendents of the apparatus

The Organizing Committee must choose **qualified persons**, who pay careful attention to the signals given by the apparatus in order that they may be able to advise the Referee as to what the apparatus has registered, and warn him, even during the course of a bout, as to any abnormal phenomena which may occur.

##### 3. Experts

- a)** For each tournament, the Organizing Committee must appoint **experts in matters relating to the electrical apparatus**. These experts are placed under the supervision of the Bout Committee.

- b) The experts may be consulted, separately or conjointly, by the referees or by the Bout Committee regarding all questions relating to the electrical apparatus.
- c) **Members of the Committee for Electrical Apparatus and Equipment** of the FIE (SEMI) who are present are *ex officio* qualified to act as experts.

#### 4. Technicians

For each tournament, the Organizing Committee must ensure the presence of **competent technicians** to remedy faults in the electrical apparatus and, possibly, in the personal electrical equipment of the fencers.

#### Checking of equipment

- o.7 The **checking of the organizers' equipment**, as well as the equipment of the fencers, must be carried out in accordance with the rules to be found in the Material Rules, by personnel who are qualified and designated by the organizing committee. If there are present designated members of the SEMI Commission, this function must be carried out by them or under their control.

*Chapter 3*  
*Entries For Competitions*

- o.8** **Entries** must be sent to the organizers by the competitor's national federation (for the Olympic Games by their national Olympic Committee).

## *Chapter 4*

### *Timetable*

- o.9**
1. The program must be displayed, communicated and respected and must take into account the time needed for the fencers to rest between bouts. It should be arranged in such a way that no fencer is obliged to participate in events for **more than 12 hours in 24**. In any case, no pool, bout or match may begin after midnight, or at any time when it can be foreseen that with certainty that it will end after midnight.
  2. Whatever program is adopted, **the final** should start at a time which, having regard to local routines, will ensure that the results can be communicated to the media in sufficient time to allow them to be published.
  3. In their timetable the organizers must allow sufficient time for it to be possible to carry out **the checking of the fencers' equipment**, i.e., a minimum of one day per weapon.
- o.10** The **first round** of all individual and team competitions, including the World Championships and Olympic Games **must be displayed** by 4 p.m. at the latest the day before the competition (cf. [t.123](#)).

## Chapter 5

### *Individual Competitions*

*The procedures and guidelines for the conducting of USA Fencing competitions are contained in the Operations Manual. The articles contained in this chapter refer exclusively to FIE competitions and are for informational purposes only.*

- o.11** Individual competitions may be organized:
- a)** **By direct elimination with a mixed system** consisting of one round of eliminating pools and a preliminary direct elimination table, followed by a main direct elimination table of 64 fencers to qualify 8 or 4 fencers for a direct elimination final.
  - b)** **By direct elimination with a mixed system** consisting of one round of eliminating pools, followed by a direct elimination table to qualify 8 or 4 fencers for a direct elimination final.
  - c)** **By direct elimination throughout.** (This formula, applicable at the Olympic Games, is contained in an appendix.)

#### **GENERAL RULES FOR THE ROUND OF POOLS**

- o.12**
- 1.** **In all competitions for which the formula includes a round of pools**, these pools will consist of 7 fencers if the number of participants is divisible by 7. If not, they will consist of 6 fencers if the number of participants is divisible by 6. Otherwise the pools will be of 7 and 6.
  - 2.** **At World Cup competitions** the organizing country may add the necessary number of fencers of their own nationality for all the pools to consist of 7 fencers.

#### **Composition of pools**

- o.13**
- 1.** **The pools are composed** taking account of the latest official FIE ranking, and by drawing lots among fencers who are not in the ranking.
  - 2.** **The allocation of fencers in the pools** must be made in such a way as to place fencers of the same nationality in different pools, as far as possible.
  - 3.** **The order of fencers** on the pool sheet is decided by drawing lots.
  - 4.** The pools must be fenced **up to the last bout.**



**o.14 The order of bouts** in the pools is as follows:

Pool of 6 fencers:      1-2 4-5 2-3 5-6 3-1 6-4 2-5 1-4 5-3 1-6 4-2 3-6  
                                 5-1 3-4 6-2

Pool of 7 fencers:      1-4 2-5 3-6 7-1 5-4 2-3 6-7 5-1 4-3 6-2 5-7 3-1  
                                 4-6 7-2 3-5 1-6 2-4 7-3 6-5 1-2 4-7

*Since USA Fencing tournaments may have pools with sizes other than 6 or 7, the order of bouts for various sizes is provided for reference below. The order of bouts is listed horizontally.*

Pool of 4 fencers:      1-4 2-3 1-3 2-4 3-4 1-2

Pool of 5 fencers:      1-2 3-4 5-1 2-3 5-4 1-3 2-5 4-1 3-5 4-2

Pool of 8 fencers:      2-3 1-5 7-4 6-8 1-2 3-4 5-6 8-7 4-1 5-2 8-3 6-7  
                                 4-2 8-1 7-5 3-6 2-8 5-4 6-1 3-7 4-8 2-6 3-5 1-7  
                                 4-6 8-5 7-2 1-3

Pool of 9 fencers:      1-9 2-8 3-7 4-6 1-5 2-9 8-3 7-4 6-5 1-2 9-3 8-4  
                                 7-5 6-1 3-2 9-4 5-8 7-6 3-1 2-4 5-9 8-6 7-1 4-3  
                                 5-2 6-9 8-7 4-1 5-3 6-2 9-7

Pool of 10 fencers:    1-4 6-9 2-5 7-10 3-1 8-6 4-5 9-10 2-3 7-8 5-1 10-6  
                                 4-2 9-7 5-3 10-8 1-2 6-7 3-4 8-9 5-10 1-6 2-7 3-8  
                                 4-9 6-5 10-2 8-1 7-4 9-3 2-6 5-8 4-10 1-9 3-7 8-2  
                                 6-4 9-5 10-3 7-1 4-8 2-9 3-6 5-7 1-10

**o.15** When there are **several fencers from the same country** in a pool:

1. If they **do not form the majority** of the competitors in the pool, they must fence off the bouts between themselves before meeting competitors of another nationality.
2. If they **form the majority** of the competitors in the pool, the Technical Directory may establish a special order of bouts, departing as little as possible from the principle laid down in 1) above, in order to obviate excessive fatigue or delays for the competitors who form the minority in the pool.
3. Examples of the **order of fencers of the same nationality** in a pool of six:
  - a) When a pool contains, among its six fencers,
    - **two fencers of the same nationality A, or**
    - **two fencers of the same nationality A and two of the same nationality B,**the fencers' names are placed on the pool sheet in such a way that those of the same nationality fence each other in their first bout and the order of bouts of a pool of six is that shown in Article [o.14](#) above.

When a pool contains among its six fencers **two fencers of the same nationality A, two of the same nationality B, and two of the same nationality C**, the order of the bouts will be:

1-4 2-5 3-6 5-1 4-2 3-1 6-2 5-3 6-4 1-2 3-4 5-6  
2-3 1-6 4-5.

- b) When a pool contains among its six fencers,
- **three fencers of the same nationality A**, or
  - **three fencers of the same nationality A and two fencers of the same nationality B**, or
  - **three fencers of the same nationality A and three fencers of the same nationality B**,

the fencers' names are placed on the pool sheet in the following way:

- the fencers of nationality A are given numbers 1, 2 and 3;
- the fencers of nationality B are given numbers 4 and 5 or 4, 5 and 6.

The order of bouts will be as laid down in Article [o.14](#).

- c) When a pool contains among its six fencers **four fencers of the same nationality A** and two others of different nationalities, the four fencers of nationality A are placed on the pool sheet as 1, 2, 3 and 4 and the order of bouts in the pool is as follows:

3-1 4-2 1-4 2-3 5-6 1-2 3-4 1-6 2-5 3-6 4-5 6-2  
5-1 6-4 5-3.

#### 4. Example of the order of fencers of the same nationality in a pool of seven:

- a) When this pool contains, among the seven fencers,
- **two fencers of nationality A**, or
  - **two fencers of nationality A and two fencers of nationality B**, or
  - **two fencers of nationality A, two fencers of nationality B and two fencers of nationality C**,

the fencers of the same nationality are listed on the pool sheet so that they fence their first bout against each other while following the order of bouts laid down in Article [o.14](#) above for a pool of seven fencers.

b) When the pool contains

- three fencers of nationality A, or
- three fencers of nationality A and two fencers of nationality B, or
- three fencers of nationality A, two fencers of nationality B and two fencers of nationality C,

the three fencers of nationality A must be listed 1, 2 and 3 on the pool sheet, the two fencers of nationality B, 4 and 5, and the two fencers of nationality C, 6 and 7.

The order of bouts for the pool of seven, detailed in Article o.14, is no longer valid and must be replaced by the following order:

1-2 4-5 6-7 3-1 4-7 2-3 5-1 6-2 3-4 7-5 1-6 4-2  
7-3 5-6 1-4 2-7 5-3 6-4 7-1 2-5 3-6.

- o.16**
1. If a bout in a pool is **interrupted by an accidental cause**, and this interruption is likely to be prolonged, the Referee may (with the consent of the Bout Committee, or possibly the Organizing Committee) alter the order of bouts in such a way as to allow the normal progress of the competition to proceed.
  2. **The time allowed for a fencer to rest** between two consecutive bouts in a pool is three minutes.

**o.17** In the pools a **bout ends** when:

1.
  - a) One of the fencers **has scored 5 touches**. In this case the score registered on the scoresheet is the final score of the bout ( $V5 - Dn$ , where  $n$  = the number of touches scored by the losing fencer).
  - b) **In épée**, if the two fencers reach a score of 4-4, they must fence for a deciding touch, up to the time limit. Any double touch will not be counted (and the fencers will therefore remain where they are on the strip).
2. **Three minutes of effective fencing time** have passed. (There is no warning for the last minute.)
  - a) If **when the time limit expires** there is a difference of at least one touch between the scores of the two fencers, the fencer who has scored the greater number of touches is declared winner. The score registered on the scoresheet is the actual score achieved in the bout ( $VN - Dn$ , where  $N$  = the number of touches scored by the winning fencer and  $n$  = the number of touches scored by the losing fencer).

- b) If **at the end of regulation time the scores are equal**, the fencers fence for a deciding touch, with a maximum time limit of one minute. Before the fencing recommences, the Referee draws lots to decide who will be the winner if scores are still equal at the end of the extra minute.
- c) In this case the score registered on the scoresheet is **always the actual score achieved in the bout**:
  - $VN - Dn$  if a deciding touch is scored within the time limit for the bout.
  - $V4 - D4$  or  $V3 - D3$  or  $V2 - D2$  or  $V1 - D1$  or  $V0 - D0$  if the winner is designated by drawing lots.

**o.18** Before the competition starts, the Bout Committee will decide on and announce the **number of fencers who will be eliminated** based on the ranking established by pools. This number may not be lower than 20% nor higher than 30% of the total number of participants in the pools.

**o.19** 1. After the pools, a **single general ranking** will be established of all the fencers who have taken part in the pools, taking account, successively, of the indices  $V/M$ ,  $HS - HR$ ,  $HS$ .

*(V = victories; M = bouts; HS = touches scored; HR = touches received.)*

2. A **summary classification table** shall then be made in the following way:

- a) The results written up on the summary table will be added up to ascertain the **two indices** required.
- b) The **first index**, for the initial classification, shall be obtained by dividing the number of victories by the number of bouts fought, using the formula  $V/M$ .
- c) The fencer with the **highest index** (maximum 1) will be seeded first.
- d) In cases of **equality in this first index**, and to separate fencers with equal first indices, a second index will be established, using the formula  $HS - HR$ , the difference between the total number of touches scored and touches received.
- e) In cases of **equality of the two indices  $V/M$  and  $HS - HR$** , the fencer who has scored most touches will be seeded highest.
- f) In cases of **absolute equality** between two or more fencers, their seeding order will be decided by drawing lots.

3. Should there be **absolute equality among the last to qualify** there will not be a barrage, and the fencers with equal indicators will all qualify, even if they are in excess of the number decided on.


## Withdrawal

- o.20** A fencer who **withdraws, or who is excluded**, is scratched from the pool, and his results are annulled as if he had not taken part.



**Official Scoresheet**  
**Direct Elimination of 32**  
**without repechage**

Tournament:	_____
Competition:	_____
Date:	_____



Rev 2004 01 02

[http://www.U.S.Fencing.org/Fencer\\_Scores/06.12.pdf](http://www.U.S.Fencing.org/Fencer_Scores/06.12.pdf)

Figure 7. Direct Elimination Table

## GENERAL RULES FOR DIRECT ELIMINATION

- o.21** The **direct elimination table (bout plan)** is established taking account of the classification table and the special rules for each competition (see [Figure 7](#)). The principle of protection of nationality will not be applied.
- o.22** The organizers of a competition must **publish the direct elimination bout plan**, showing on it the scheduled time for each bout from the table of 64 onwards.
- o.23**
1. The **direct elimination bouts** are for 15 touches, or when the three periods of three minutes, with a one minute rest between each period, have passed. As an exception, **in sabre**, the first period ends either at the expiry of the three minutes or when one of the fencers has scored eight touches.
  2. **During the one minute rests** a person, named before the bout, may have access to the fencer.
  3. **A clock, incorporated into the electrical scoring apparatus**, blocks the latter at the end of each period
- o.24**
1. The **bout ends** when:
    - One of the fencers has **scored 15 touches**; or
    - **9 minutes of effective fencing time** have passed.
  2. The fencer who has scored **the greater number of touches** is declared the winner.
  3. If **at the end of regulation time the scores are equal**, the fencers fence for a deciding touch, with a maximum time limit of one minute. Before the fencing recommences the Referee draws lots to decide who will be the winner if scores are still equal at the end of the extra minute.
  4. In this case the score recorded on the scoresheet is the **real score** achieved in the bout.

### Withdrawal

- o.25** When, for whatever reason, a fencer **cannot fence, or cannot complete his bout**, his opponent is declared winner of that bout. A fencer who withdraws does not lose his place in the overall classification of the competition.

### Order of bouts

- o.26**
1. In each round of the direct elimination table (256, 128, 64, 32, 16, 8 or 4), the bouts are always called **in the order of the bout plan**, starting at the top and ending at the bottom.
  2. This rule must also be applied for **each quarter of the table**, when the direct elimination is taking place simultaneously on 4 or 8 strips.

3. A fencer must always be allowed a **rest period of ten minutes** between two consecutive bouts.

### The final

- o.27** The final, which is by direct elimination, shall consist of 4 fencers.

### Classification

- o.28** 1. The **general classification** is obtained as follows:
- 1<sup>st</sup>: the winner of the bout for the 1<sup>st</sup> place;
  - 2<sup>nd</sup>: the loser of the bout for the 1<sup>st</sup> place.
2. The two fencers who lose the semi-final matches are placed equal 3<sup>rd</sup>, **when it is not necessary to separate them**.
  3. When it is **necessary to separate them**, a bout for 3<sup>rd</sup> and 4<sup>th</sup> places will be held between the two losers of the semi-final matches.
  4. The remainder are placed, within each round of the direct elimination, in accordance with their **classification for the composition of the direct elimination table**.
  5. **The fencers eliminated in the round of pools** are ranked according to their classification in this round and they are placed after those who qualified for the direct elimination.

### Mixed Formula

**One qualifying round of pools, a preliminary direct elimination table, a main direct elimination table of 64 fencers to qualify for a final by direct elimination (Open World Championships and Open World Cup competitions)**

- o.29** This formula is used for the **individual competitions of the Open World Championships** as well as for the **Open World Cup competitions** and for **Grand Prix Competitions**.
- o.30** Apart from the details that follow, the general rules for **pools and direct elimination** prescribed above apply.
- o.31** 1. The competition consists of **two phases**, a preliminary phase and a main phase, each of which are run on one day.
2. The **16 fencers** actually present **who are classed highest in the most recent official FIE classification** are exempt from the preliminary phase.
  3. Confirmation of the **presence of the exempted fencers** is made at the time the fencers are entered.



4. Should a fencer who has been entered not turn up, a fine (cf. [o.86, table of financial penalties and fines](#)) payable to the FIE will be inflicted on the Federation of the fencer at fault except in a case of 'force majeure' which is duly justified.
  5. **In the case of a tie** in the official FIE ranking between two or more fencers for the 16<sup>th</sup> exempt place, lots will be drawn to decide which of these fencers will benefit from exemption from the preliminary phase.
- o.32**
1. **The preliminary phase** consists of one round of pools, from which 20%–30% of the participants in the pools are eliminated, based on the indices of all competing in them, and a preliminary direct elimination table. For Grand Prix competitions, the number of fencers eliminated based on the indices of the pools must be 30%.
  2. **After the round of pools**, the 16 fencers classed highest on the general index (cf. [o.19](#)) are exempt from the preliminary direct elimination table. Should there be a tie between two or more fencers for the 16<sup>th</sup> place, their FIE ranking will be used to separate them.
  3. The remainder of the fencers qualifying from the pools will make up a **preliminary integral direct elimination table**. This will be based on the indices of the fencers in all the pools (in the case of a tie on indices, the fencers will be separated by drawing lots). This table, be it complete or incomplete, will be fenced until only 32 fencers remain.
- o.33**
1. **The main phase** consists of an integral direct elimination table, which is fenced on four strips, one quarter of the table per strip. The first round of the table of 64 may, however, if required for the organization of the competition, be fenced on eight strips. Grand Prix competitions must be fenced on (only) four strips.
  2. **The seeded fencers exempted from the preliminary phase** occupy places 1–16 in this table, drawing lots in pairs in the order of their official FIE classification.
  3. **Should one of the 16 exempted fencers** who had been entered in accordance with the Rules **not present himself** to fence (cf. [o.31](#)) his position in the table will remain empty and his federation will be required to pay to the FIE a fine (cf. [o.86, table of financial penalties and fines](#)) unless his absence is caused by circumstances duly justified as being outside his control.
  4. **The 16 fencers who have the highest indices after the round of pools** and who are thus exempt from the preliminary direct elimination table will take places 17–32, classified in the order of their indices (in the case of a tie on indices, the fencers will be separated by drawing lots).
  5. **The 32 fencers qualifying from the preliminary direct elimination table** will occupy places 33–64, classified according to their indices after the round of pools.
- o.34** There will be no bout for the third place. The two fencers who lose the semi-final matches will be placed **equal third**.

### *Mixed Formula*

One qualifying round of pools, a direct elimination table to qualify for a final by direct elimination (Junior and Cadet World Championships and Junior World Cup competitions)

- o.35** This formula is used for the **individual competitions of the Junior and Cadet World Championships** and the **Junior World Cup competitions**.
- o.36** **Apart from the details that follow**, the general rules for pools and direct elimination described above apply.
- o.37** The competitions are run on **one single day per weapon**.
- o.38** The competition consists of **one round of pools**, in which **all the fencers present take part**, and an integral direct elimination table.
- o.39** When drawing pools in the **World Cadet Championships**, the Bout Committee will take account of the following orders of strength:
  - 1.** The **top 8** in the previous year's **World Cadet Championships**;
  - 2.** The **64 highest** ranked in the official FIE junior ranking of the year in course;
  - 3.** Those placed **9-32** in the previous year's **World Cadet Championships**;
  - 4.** Those ranked **65 onwards** in the official FIE junior ranking of the year in course;
  - 5.** The seeding provided by the **national federations**;
  - 6.** The Bout Committee's **decision**.
- o.40**
  - 1.** All the fencers qualifying from the round of pools are placed in a direct elimination table, complete or incomplete, according to the **indices resulting from the pools**. This table is fenced right through to the final.
  - 2.** From the last 32 the direct elimination bouts will take place **on 4 strips**, with each quarter of the table fenced on one strip.
- o.41** There will be no bout for the third place. The two fencers who lose the semi-final matches will be placed **equal third**.

## *Chapter 6*

### *Team Competitions*

#### **Open and Junior World Championships (and Olympic Games) team events**

**o.42** At each weapon teams consist of **three fencers**, with or without a reserve.

A team may only begin a match **if it is complete**.

- o.43**
1. The competition is run by **integral direct elimination** with a direct elimination table which may be incomplete.
  2. At the Open World Championships the teams will occupy the places in the table according to the **most recent official team ranking of the FIE**. The teams that are not classified will occupy the last places in the table, and will be separated by drawing of lots.
  3. **All places in the table up to 16<sup>th</sup> place** will be fought for. From 17<sup>th</sup> place onwards teams will be classified, within each round of the table, according to their initial place in the table.
  4. At the **Junior World Championships** the teams will occupy places in the table according to their ranking. This ranking is arrived at by adding together the positions obtained by their best three team members in the Junior individual event. On the other hand, if a fencer did not take part in the individual competition, but is participating in the team event, he will be assigned points equal to the total number of fencers appearing in the adjusted individual junior ranking plus one.

The **first four places** will be fought for. From 5<sup>th</sup> place onwards teams will be classified, within each round of the table, according to their initial place in the table.

**o.44** The **formula** for the competition is as follows.

1. The **relay formula** applies to all weapons.
2. The three fencers of one team fence the three fencers of the opposing team (**9 relay bouts**).
3. The bouts of each match have to be fought in the following **order**:

3-6   5-1   2-4   6-1   3-4   5-2   1-4   6-2   3-5

If this order is **altered**, intentionally or unintentionally, all the touches scored since the modification are annulled and the match is resumed in the correct order.

4. **The position of each team on the match scoresheet** is decided by drawing lots. **The order of the individual fencers** is decided by the team captains.
5. Each 'lap' (bout) of the relay match consists of **five touches** (5, 10, 15, 20, etc.); the maximum time for each bout is **3 minutes**.
6. The first two opponents fence until one of them has scored five touches, within the time limit of 3 minutes.

The next two opponents fence until one of their scores has reached ten touches, within the time limit of 3 minutes, and so on with successive bouts, cumulatively, of five touches.

7. If by the expiration of 3 minutes of fencing time **the intended score for the bout has not been achieved**, the next two fencers take up the score where it was left off and fence up to the maximum score intended for their bout as normal, within the time limit of 3 minutes.
8. **The winning team** is that which first reaches the maximum score of 45 touches, or that which has scored the greatest number of touches after the expiration of regulation time.
9. If **at the end of regulation time** for the last bout the scores are **equal**, the match continues for a deciding touch, with a maximum time limit of one minute, fought for by the fencers of the last bout in the match. Before the fencing recommences the Referee draws lots to decide who will be the winner if scores are still equal at the end of the extra minute.
10. a) In the course of a match the captain of a team may ask to **substitute** for a fencer the reserve nominated before the start of the match. This substitution may only be made at the end of a bout. The fencer who has been replaced may not fence again during that match in order to replace a fencer on the strip, even in the case of an accident or unavoidable circumstances. **The announcement** that a fencer is to be substituted, which must be reported by the Referee to the Bout Committee and to the opposing team captain, must be made at the latest **before the beginning of the bout preceding the next bout of the fencer who is to be replaced**.
  - b) If an **accident** occurs in the bout which follows the request for a substitution, the team captain may annul that request.
  - c) If the captain of the opposing team has also requested a substitution, this substitution may be **implemented or cancelled**.
11. a) If a member of a team is **obliged to retire** during a match as the result of an **accident** which has been **duly recognized** by a medical representative of the FIE, the captain of his team may ask to put in a reserve to continue the match at the point where the competitor who was obliged to retire withdrew, even during a bout in progress.

- b) However, a **competitor who is thus replaced** cannot again take his place in the team **during the same match**.
12. If both a fencer and the reserve, if any, are forced to retire, or if a fencer is excluded, their team has **lost the match**.
  13. When for any reason whatever a team does not complete an event in which it is taking part, the Bout Committee will apply the rules laid down for a competitor who does not complete an event in an individual competition, **each team being considered in its entirety as being a single competitor**.
  14. When a team **fails to appear** against another team it is considered:
    - a) as not completing the event in which it is taking part, if it has already fenced against another team (cf. [o.25](#));
    - b) as not competing at all in the event, if it is its first match.

#### **World Cup team competition**

- o.45** Apart from the following aspects, the competition is run in accordance with rules laid down for the team events in the Open World Championships.
- o.46**
  1. All places in the table down to **16<sup>th</sup> place** will be fenced out. From 17<sup>th</sup> place onwards teams will be classified, within each round of the table, according to their initial seeding in the table.
  2. If a team **does not begin a match** they will be disqualified from the competition and thus will not receive any World Team Cup points, unless this is because of an injury or illness, duly attested by the duty doctor.
- o.47**
  1. The **first 4 teams** will be placed in the direct elimination table according to the current official team ranking of the FIE; the remaining ranked teams will be placed in the table by drawing of lots in pairs.  
  
The **teams that are not classified** will occupy the last places in the table, and will be separated by drawing of lots.
  2. The **table will be drawn up** based on the ranking of the teams entered, at the latest one hour after the end of the quarterfinals of the individual event.

## Chapter 7

### Organization of Official FIE Competitions

#### COMMON CONDITIONS

##### Program of competitions

- o.48**
1. The program of fencing events at the **Olympic Games** currently comprises ten events. Any change in the number of events must be approved by the Congress.
  2. The program of the **Open World Fencing Championships** comprises twelve events, six individual and six team – male foil, female foil, male épée, female épée, male sabre and female sabre.
  3. The program of the **Junior and Cadet World Fencing Championships** comprises twelve individual events (six junior and six cadet), and six junior team events – at male foil, female foil, male épée, female épée, male sabre and female sabre. These begin with the cadet events, followed by the individual junior events and lastly the junior team events.
  4. The organizers must submit the **program of events** to the Executive Committee for its approval.

##### Venues, installations, equipment, accreditation, circulation of people in the competition enclosure, administrative organization of the Organizing Committee, personnel, various publications and the official program

- o.49** The Organizing Committee must take note of the instructions in the **Specifications** ('Cahier des Charges') specific to each type of competition.

##### Entries by member federations

##### Official invitation

- o.50**
1. For all the official competitions of the FIE except the Olympic Games, the **official invitation** is the letter in which the organizing federation invites every FIE member federation to take part in the Championships.
  2. For the **World Championships**, this invitation must be sent to all the member federations, without exception, at least six months before the competitions.
  3. For **World Cup competitions**, it must be sent out at least two months before the competition in question.

### *Advance program*

- o.51** A **brochure**, comprising an '**advance program**' of the Championships, must be sent to the member federations together with the official invitation. It should contain at least the following information:
- a) the official name of the Organizing Committee, postal address, email address and telephone and fax numbers;
  - b) the proposed timetable;
  - c) organizational details;
  - d) information on means of transport, visas, customs duties, etc.;
  - e) information on hotels, their price, their location relative to the competition venue.

### *Entry forms*

**o.52** **Commitment to take part in the World Championships**

The **forms** must be sent to all federations at the same time as the official invitation. The federations must indicate their **intention to participate** three months before the beginning of the Championships.

**o.53** **Entries for World Championships (all categories)**

1. Three months before the start of the events, the federations will receive an **entry form** from the Organizing Committee, on which they are required to specify the **number** of fencers and teams participating in each event of the competition's program, two months before the start of the events.
2. The entry of fencers and teams by name is to be made via the FIE website. This entry of the names of the fencers and all possible substitutes, and the entry of teams, must be made fifteen days (by midnight, Lausanne time) before the first event of the Championships at the latest.

### *Withdrawal of a fencer*

3. After the cut-off date for entries, there can be no further withdrawal of a name except in any case of force majeure duly justified.

### *Addition of fencer(s) after the cut-off date*

4. Nevertheless one or more fencers may be added, up until 10:00 am (local time in the town hosting the World Championships) on the day before the competition, after payment to the FIE of a penalty (cf. [o.86, table of financial penalties and fines](#)) per additional entry. To do this the national federation must address a request to the FIE to add a fencer or fencers, together with immediate payment of the penalty.

5. **Changes of names**, only with the agreement of the FIE and only for reasons of 'force majeure', can only be made at the latest up to 24 hours before the start of each event.

**o.54 Entries by name for Senior and Junior World Cup competitions, Grand Prix competitions, Satellite competitions, World Cup Team competitions and Zonal Senior and Junior Competitions**

1. The entry of the names of the fencers and all possible replacements, and the entry of teams, must be made via the FIE website 7 days before the competition at the latest (midnight Lausanne time).

For team entries, the names of the fencers making up the teams may be changed, by informing the organizers, until the day before the competition, at the latest at the end of the quarterfinals of the individual competition.

*Withdrawal of a fencer or team*

2. After the closing deadline for entries, no named fencer or team may be withdrawn.

From the Tuesday preceding the competition, should a fencer have to be withdrawn for reasons of 'force majeure,' the national federation must inform the FIE and the organizers. The fencer may not be replaced.

*Substitution of a fencer*

3. Until the Monday preceding the competition (midnight Lausanne time), a fencer may be replaced by another. To do this, the national federation must send to the FIE, by fax or email, a written request to substitute the fencer.

*Addition of a fencer after the deadline*

4. However, until the Monday preceding the competition (midnight Lausanne time), one or more fencers may be added after payment to the FIE of a penalty (cf. [o.86, table of financial penalties and fines](#)) for each additional entry.

To do this, the national federation must send to the FIE (by fax or email) a request for the additional fencer(s) and a written commitment to pay the penalty within 15 days.

5. Should a fencer or team who have been entered **not present themselves to fence**, their federation will be penalized with a **fine** (cf. [o.86, table of financial penalties and fines](#)), payable to the FIE, except in cases of properly authenticated 'force majeure.'
6. The organizers of all official competitions must, at risk of a penalty of a fine payable to the FIE (cf. [o.86, table of financial penalties and fines](#)), refuse the entry of any fencers not appearing on lists conforming with the above, **any entry** not requested by a federation and any entry of either fencer or Referee not in possession of an FIE license valid for the current season.



### Age of competitors

- o.55**
1. No fencer may take part in an official event of the FIE unless he or she is at least 13 years old on January 1<sup>st</sup> in the year of the competition.
  2. Fencers taking part in all of the official **FIE Cadet competitions** must be under 17 years old at midnight on December 31<sup>st</sup> of the year preceding the year in which the competition takes place.
  3. Fencers taking part in all of the official **FIE Junior competitions**, individual or team, must be under 20 years old at midnight on December 31<sup>st</sup> of the year preceding the year in which the competition takes place (cf. [o.80](#)).
  4. Apart from the stipulations above, there is **no maximum age** limit for those taking part in any other official events of the FIE, except in regard to the different Veteran categories.

### Technical management of major competitions

- o.56** Apart from the specific areas of competence which are the responsibility of the other technical officials, the technical management of official FIE competitions is entrusted to a Bout Committee, whose composition and nomination must respect the specific rules for each competition.

### Nomination

- o.57** The Bout Committee is composed of people who have the experience and competence to organize competitions.
1. **World Championships and Olympic Games**
    - a) The technical organization is undertaken by a Bout Committee of **six** members of different nationalities, one of whom must represent the organizing country.
    - b) The **President of the Bout Committee** and the other members are appointed by the Executive Committee of the FIE.
    - c) Should there be a tied vote among the members of the Bout Committee, **the President** of the Bout Committee **has the casting vote**.
  2. **World Cup Competitions**
    - a) The Bout Committee is composed of three qualified persons from the organizing country or invited by them.
    - b) For Grand Prix competitions, the Supervisor of the competition, designated by the Executive Committee of the FIE, is also the President of the Bout Committee.

## Functions

- o.58**
1. The functions of the Bout Committee include the **strict but complete organization** of the different events and the obligation to see that the Rules are adhered to; they cannot decide on any departure from the Rules except when circumstances arise in which it is absolutely impossible to apply them.
  2. The Bout Committee is responsible for the **technical organization** of the competitions and for ensuring their smooth running.
  3. Hence:
    - a) It checks **technical installations**;
    - b) It checks the **entries**;
    - c) It draws up the **pool sheets** and **direct elimination table**;
    - d) It allocates **referees** at the suggestion of the Refereeing delegate, as well as the strips;
    - e) It supervises the progress of the event;
    - f) It examines complaints and solves them;
    - g) It checks **results** with the help of the Organizing Committee;
    - h) It prepares the **subsequent events** sufficiently in advance to be able to warn the fencers, officials and judges;
    - i) It supervises the **dissemination** of results.
  4. Furthermore the Bout Committee has **disciplinary responsibility** at competitions; Article [t.97](#) defines the extent of its authority.

## Operation

- o.59** The members of the Bout Committee cannot **act in any other capacity** at the meeting, such as team captain, official delegate of their federation, Referee, competitor, etc. (except at World Cup competitions).
- o.60**
1. The Bout Committee **must always attend** events from beginning to end, so as to solve any problem which could arise and thus ensure that the event continues to run smoothly.
  2. **All the decisions** of the Bout Committee **must be displayed** sufficiently in advance on a clearly visible notice board to be consulted by the fencers and officials. In principle, fencers and officials are informed by their heads of delegations or captains, and they may not lay a complaint against changes in the timetable or any other matter about which information has been displayed at the required time.

- o.61** For the World Championships and the Olympic Games the Bout Committee must meet **at least 24 hours before the first event** to draw the first round of pools of the first event.
- o.62** For questions concerning **the Rules**, the Refereeing Commission delegate(s) alone are competent to judge the value of a Referee's decision.

At competitions where there is no Refereeing Commission delegate, it is **the Supervisor** who fulfills this function.

The Supervisor settles any **disputes** that might arise in Category A and Grand Prix competitions.

It is the responsibility of the **Bureau of the FIE** or of its designated representative to settle any disputes which arise at World Championships.

#### **Supervision by the FIE**

- o.63** With the aim of ensuring that the Rules are observed, the President and the members of the Central Office of the FIE have the right to **attend all meetings of the Bout Committee**. The Bout Committee is obliged to give them notice of such meetings.

#### **Anti-doping testing**

- o.64** An **anti-doping test** must be carried out at all official competitions of the FIE in accordance with the regulations in Article [t.127](#). It may begin from the start of the competition and applies to fencers who have finished fencing.

## OPEN WORLD CHAMPIONSHIPS

### Entries

- o.65** 1. At the **Open World Championships**, entries are limited to four fencers per weapon per nation for the individual events and one team per weapon per nation for the team events.

### Referees

- o.66** 1. **Refereeing** at World Championships is carried out by referees chosen by the Executive Committee of the FIE at the proposal of the Refereeing Commission.
2. Referees' travel and board and lodging **costs** are paid by the Organizing Committee, who in return will receive all the entry fees.
3. Referees must attend the **refereeing meeting** that takes place the day before the World Championships.

### Invitations for international officials

- o.67** 1. Any proposed **candidature for organizing the World Championships** must be studied at the venue concerned by an ad hoc delegation designated by the Executive Committee, at the invitation of the candidate federation.
2. The organizing committee of the World Championships, who will receive all the entry fees from the participating delegations, must, **at their own expense, invite** the following international officials (tourist-class return air fare, accommodation and daily allowances):
- a) The **President of the FIE** or his representative, who presides over the World Championships and, in particular, controls the smooth running of the Bout Committee.
  - b) A **head of protocol** designated by the President of the FIE.
  - c) **Six members of the Bout Committee** appointed by the Executive Committee of the FIE, of whom one must belong to the organizing country.
  - d) **Three members of the SEMI Commission**, appointed by the Executive Committee of the FIE.
  - e) **Four members of the Refereeing Commission**, one of whom is designated principal delegate, appointed by the Executive Committee of the FIE.
  - f) **Two members of the Medical Committee**, appointed by the Executive Committee of the FIE.
  - g) The **referees** designated by the Executive Committee (maximum 34).

## REGIONAL GAMES

- o.68**
1. The **Regional Games** recognized by the FIE are the same as those recognized by the International Olympic Committee, when fencing is on the program (e.g., the Mediterranean Games, the Pan-American Games, the Central American and Caribbean Games, etc.) and also in addition the Commonwealth Games.
  2. The **Rules of the FIE** are obligatory in cases which are not provided for by the Rules for Regional Games adopted by the International Olympic Committee.

### Technical delegates of the FIE

- o.69**
1. The Technical delegate of the FIE, who represents the FIE in accordance with the Olympic Rules for Regional Games, will be chosen by the President of the FIE, after consultation with the Executive Committee, according to criteria of recognized technical abilities.
  2. The **expenses** incurred by this representative (tourist-class air fare, hotel and board) will be paid by the Organizing Committee.

### Technical officials and referees

- o.70** The Olympic Rules for Regional Games stipulate that the **control of all the technical organization of the Games**, including appointing referees and officials, must be entrusted to the international federations. The Organizing Committee must pay the expenses (tourist-class air fare, hotel and board) for the following officials:
1. **Bout Committee. Two foreign members** if the Bout Committee has three members; **five foreign members** if there are six members. The Bout Committee is appointed by the Executive Committee of the FIE after consultation with the Organizing Committee.
  2. **Checking of Equipment. One or two representatives of the SEMI Commission of the FIE**, depending on the importance of the fencing events at the Games. These representatives are appointed by the Executive Committee of the FIE after consultation with the Organizing Committee.
  3. **Refereeing delegate. A representative of the Refereeing Commission of the FIE**, appointed by the Executive Committee of the FIE after consultation with the Organizing Committee.
  4. **Neutral referees. Two or three international referees**, depending on the importance of the event, from countries outside the region of the Games, appointed by the Executive Committee of the FIE after consultation with the Organizing Committee.

## JUNIOR AND CADET WORLD CHAMPIONSHIPS

### Entries

- o.71** The **Junior and Cadet World Championships** are open to all FIE member federations.
- o.72** Entries are limited to **three fencers** per weapon **per nation** for the individual events and **one team** per weapon **per nation** for the team events.

### Referees

- o.73**
  - 1. Refereeing at World Junior and Cadet Championships** is carried out by referees chosen by the Executive Committee of the FIE on the proposal of the Refereeing Commission of the FIE.
  - 2.** Referees' travel and board and lodging **costs** are paid by the organizing committee, who in return will receive all the entry fees.
  - 3.** Referees must attend the **refereeing meeting** that takes place the day before the World Championships.

### Invitations for international officials

- o.74** The organizing committee of the World Championships, who receive all the entry fees from the participating delegations, must, **at their own expense, invite** the same list of international officials (tourist-class return air fare, accommodation and daily allowances) as is set out (cf. [o.67](#)) for the Open World Championships.

## WORLD CUP COMPETITIONS

### Introduction

- o.75** The title 'World Cup Competition' applies to the following competitions:
- The individual competitions of the Open World Cup and the Grand Prix competitions
  - The competitions of the Junior World Cup
  - The competitions of the Team World Cup

### Criteria

#### *Admission*

- o.76** A competition can only be classed or kept as a World Cup competition if it satisfies the following criteria.
1. Participation must include fencers:
    - **from at least eight countries**, for open competitions in Europe;
    - **from at least five countries**, for open competitions outside Europe;
    - **from at least five countries**, for junior competitions.
  2. Participation must include a **minimum** of:
    - **ten fencers listed in the top 32** in the official ranking of the FIE and representing at least **five different countries** for open competitions in Europe (no requirement for competitions outside Europe).
  3. The competition must be attended by at least **four** FIE A or B Grade referees of different nationalities.
  4. The **Rules** of the FIE must be faithfully applied, as well as the specification for World Cup competitions. The organizers must use automatic judging equipment of which the prototype has been approved by the SEMI.
  5. The **finals** (of 4 fencers) must take place in a hall in which there is space allocated to the public.
  6. There must be a sufficient number of strips to allow the first round to take place in no more than **two series** of pools.
  7. During the **finals**, the organizers must display signs on the strip indicating the names and nationalities of the fencers.
  8. For the presentation of the **prizes**, the protocol rules of the FIE must be applied (cf. FIE Administrative Rules).

9. There must be a **medical doctor** present on the premises of the competition for the whole duration of the competition.
10. There must be an **anti-doping test** conforming to the regulations of the FIE (cf. [t.127](#) and the FIE Anti-Doping Rules).

### *The Supervisor*

- o.77**
1. The organizers of World Cup events, individual and team, must ensure the **presence of a Supervisor of the FIE** from a country other than that of the organizers, whose task it will be to verify that the competition properly fulfills the World Cup criteria.
  2. The **travel, board and lodging costs** of the supervisor are the responsibility of the organizers, in accordance with the standards updated from time to time by the Executive Committee of the FIE.
  3. **This Supervisor is either:**
    - a member of an FIE Commission,
    - a member of the FIE Executive Committee;
    - a member of a group of persons, appointed by the Executive Committee, available and experienced at organizing competitions.

The Supervisor is appointed by the Executive Committee of the FIE, at the suggestion of the FIE Bureau.

### *Participation*

- o.78**
1. For **Individual Category A competitions**, both Senior and Junior, at each weapon, each national federation may enter a maximum of 12 fencers. The organizing country (competitions in Europe) may enter up to 20 fencers plus the number needed to make up the pools.
  2. For **Individual Category A competitions outside Europe**, the organizing country may enter up to 30 fencers plus the number needed to make up the pools.
- o.79** For **Grand Prix competitions**, entries are limited to a maximum of 8 fencers per weapon per country. The organizing country may enter up to 12 fencers, plus the number of fencers needed to make up the pools, up to a maximum of 20 fencers.
- o.80** Only fencers who are **of an age to qualify** for the next World Junior Championships may fence in the Junior World Cup competitions of the fencing season.



## Referees – A Grade and Candidate A Grade competitions and Grand Prix

- o.81** 1. The number of FIE A or B Grade referees (cf. [t.35](#)) that must accompany teams to A Grade competitions is:
- 1–4 fencers:                    No obligation to provide a referee
- 5–9 fencers:                    One referee
- 10 or more fencers:        Two referees
2. For Open A-Grade, Grand Prix and World Cup competitions, 7 referees, proposed by the Refereeing Commission, will be designated by the Executive Committee, and delegations will not have to provide any referees. These 7 referees will be at the expense of the organizers, who will in return keep the entry fees.
3. Should a national federation not provide the required number of referees, a fine (cf. [o.86, table of financial penalties and fines](#)) will be inflicted on it if it has notified the fact 15 days in advance. This fine is doubled if there was no notification 15 days in advance.

This fine must be paid by the delegation to the organizers, so that they are able to arrange for other referees to replace those missing as necessary.

If a national federation does not pay this fine, it must reduce the participation of its fencers in conformity with the quotas (cf. [o.81.1](#) above).

The Supervisor must ensure proper application of this article.

## Team World Cup

### *Application*

- o.82 1. Team World Cup competitions** take place at the three weapons, both male and female.

### *Principles*

- 2. a)** The Team World Cup tournament is composed of a maximum of **six integral competitions** (through to the first place) spread, if possible, across all continents. Points will be allocated at the end of each competition.
- b)** The teams are made up of **three fencers**, with or without a substitute.
- c)** The matches proceed according to the **team-relay formula**, as provided for in Article [o.44](#) of these Rules.

### *Participation*

- 3.** Team participation is open to all countries and limited to **one team per weapon per country**.

## Individual World rankings

- o.83 1.** Official individual ranking of the FIE

**a) Principles**

**The official Open ranking of the FIE** takes into account the best five results of the World Cup, Grand Prix or Satellite competitions in which the fencer has participated, irrespective of continent, plus the World Championships or Olympic Games and the Zonal Championships.

- b) The official Junior ranking of the FIE** takes into account the best six results of the World Cup competitions in which the fencer has participated, irrespective of continent, as well as the World Championships and the Zonal Championships.

- c)** For both Open and Junior rankings, the ranking is kept permanently up to date. The competition in the current year cancels out the corresponding competition in the previous year, and the points allocated for a competition cancel out the points attributed to the same competition in the previous season. If a competition does not take place in the current season, the points obtained at the same competition in the previous season are deleted on the anniversary of the competition.

- d) **In the event of equal points**, the ranking is based on who has gained the most 1<sup>st</sup> places, then 2<sup>nd</sup> places, etc.

If there is a complete tie, the fencers are ranked equal.

- e) After each competition which is taken into account to establish the ranking, this is updated automatically after verification of the results by the FIE.
- f) Except where special rules apply, the official up-to-date FIE ranking is the **deciding factor** for all rankings, seedings, exemptions, etc.

## 2. Scale of points

- a) The ranking is based on the **following points system**:

1<sup>st</sup> place                      32 points

2<sup>nd</sup> place                      26 points

3<sup>rd</sup> place ex aequo          20 points

5<sup>th</sup>–8<sup>th</sup> places              14 points

9<sup>th</sup>–16<sup>th</sup> places              8 points

17<sup>th</sup>–32<sup>nd</sup> places            4 points

33<sup>rd</sup>–64<sup>th</sup> places            2 points

- b) Points obtained in an **individual A Grade World Cup** competition are as listed above.
- c) Points obtained in a **Grand Prix** competition of the FIE and a **Zonal Championship** are multiplied by a factor of 1.5.
- d) Points obtained in the individual events of the **Open World and in the Junior World Championships** are multiplied by a factor of 2.5.
- e) Points obtained in the individual events of the **Olympic Games** are multiplied by a factor of 3.0. At the Olympic Games, 4<sup>th</sup> place is awarded 54 points.
- f) Under all circumstances, only fencers who have **actually participated** in a direct elimination table can receive any points.

## 3. Honors

**The winner** (first ranked fencer) of each **senior** official ranking of the FIE will be announced at the end of the Open World Championships or Olympic Games.

**The winner** (first ranked fencer) of each **junior** official ranking will be announced at the end of the Junior World Championships.

## Team World rankings

### o.84 1. Official team ranking of the FIE

#### *Principle*

- a) The official team ranking of the FIE takes into account a team's **best four results** in the Team World Cup competitions, irrespective of continent, plus the Open World Championships or the Olympic Games and the Zonal Championships.
- b) The official team ranking of the FIE is **updated on a permanent basis**: the event which is held during the current year cancels out the corresponding event held the year before, just as the points obtained during the new event replace the points obtained the year before. If an event does not take place in the current season, the points obtained at the same event in the previous season are deleted on the anniversary of the event.
- c) Should several teams **have the same points**, the same rules shall apply as for the official FIE individual ranking (cf. [o.83](#)).
- d) Except where special rules apply, the updated official team ranking is the **deciding factor** for all rankings, seedings, etc.

## 2. Team scale of points

a) The ranking will be based on the following scale of points:

1 <sup>st</sup> place	64 points
2 <sup>nd</sup> place	52 points
3 <sup>rd</sup> place	40 points
4 <sup>th</sup> place	36 points
5 <sup>th</sup> place	32 points
6 <sup>th</sup> place	30 points
7 <sup>th</sup> place	28 points
8 <sup>th</sup> place	26 points
9 <sup>th</sup> place	25 points
10 <sup>th</sup> place	24 points
11 <sup>th</sup> place	23 points
12 <sup>th</sup> place	22 points
13 <sup>th</sup> place	21 points
14 <sup>th</sup> place	20 points
15 <sup>th</sup> place	19 points
16 <sup>th</sup> place	18 points
17 <sup>th</sup> -32 <sup>nd</sup>	8 points

b) For the Team World Championships, the points indicated above are multiplied by 2.0.

c) Points obtained in a Zonal Team Championship attract a factor of 1.0.

## 3. Honors

**The winner** (first ranked team) of each **team** official ranking of the FIE will be announced at the end of the Open World Championships or Olympic Games.

## NATIONS' GRAND PRIX

**o.85** For the scale of points for the Nations' Grand Prix at the World Championships and the Olympic Games, please refer to the Administrative Rules of the FIE.

### **o.86 Table of financial penalties and fines**

	Article	Amount	Date of payment	To be paid to	By whom
Entry to World Championships after closing date	<a href="#">o.53.3</a>	150 Euros per entry	With the entry	FIE	By the National Federation
Entry to other FIE competitions after closing date	<a href="#">o.54.4</a>	150 Euros per entry	With the entry	FIE	By the National Federation
If a fencer or team duly entered does not turn up	<a href="#">o.31.4</a> , <a href="#">o.33.3</a> , <a href="#">o.54.5</a>	750 CHF or 500 Euros per fencer or team	On receipt of notification of the fine	FIE	By the National Federation
Participation of a fencer or team not properly entered	<a href="#">o.54.6</a>	1500 CHF or 1000 Euros per improper participation	On receipt of notification of the fine	FIE	By the organizer
Required number of referees not respected (organizers informed 15 days in advance)	<a href="#">o.81.3</a>	750 CHF or 500 Euros per referee	At the same time as the information is sent to the organizer	Organizer	By the National Federation
Required number of referees not respected (organizers informed less than 15 days in advance)	<a href="#">o.81.3</a>	1500 CHF or 1000 Euros per referee	At the same time as the information is sent to the organizer	Organizer	By the National Federation

# BOOK 3: MATERIAL RULES

## PART I FENCERS' WEAPONS AND EQUIPMENT

### *Chapter 1*

#### *Weapons*

##### CHARACTERISTICS COMMON TO ALL WEAPONS

- m.1**
1. There are three types of weapon: foil, épée and sabre.
  2. All weapons are authorized providing only that they conform to these regulations and to the safety standards which are attached.
  3. The weapon should be so constructed that it cannot normally injure either the user or his opponent. All methods of treating a blade between the guard and the tip (point), by grinding, filing or other methods, are forbidden.
  4. Sharpening the edges or angles of the point is forbidden.

##### **General description**

- m.2** All weapons are composed of the following parts.
1. A flexible steel **blade** completed at its forward extremity by a **point** and at the rear by the **tang** (the latter included in the grip when the weapon is mounted).
  2. A **grip** within which the tang of the blade is fixed by a **locking nut** or in any other way, and which enables the fencer's hand to hold the weapon. It may be composed of one or several parts: in the latter case it is divided into a **handle** (which is normally held in the hand) and a pommel (rear portion of the grip which locks the handle onto the tang).
  3. A metal **guard** fixed (with the convex face towards the front) between the blade and the grip, serving to protect the sword hand. The guard must contain a **padding** or cushion (cf. [m.5/2](#)) to reduce the effect of blows. It will also contain a **socket** to which the **bodycord** can be connected.

### Dimensions (cf. [m.7ss](#), [m.15ss](#), [m.21ss](#))

**m.3** Each weapon has its particular design and measurements.

1. The **length** of the blade includes the point and everything which is added in front of the convex surface of the guard whether or not it is fixed to the latter.
2. The **total length** of the weapon and its various parts corresponds to the distances between lines (planes) drawn parallel to each other and perpendicular to the axis of the blade. These lines are situated:
  - a) A at the forward extremity of the weapon;
  - b) B at the point where the blade leaves the front, convex, surface of the guard;
  - c) C at the back of the aforesaid guard;
  - d) D between the grip and the pommel;
  - e) E at the rear extremity of the grip;
3. The **total length** of the weapon is the distance between lines A and E; the **length of the blade** that between A and B; the **length of the grip** that between B and E; and the **depth of the guard** that between B and C.
4. The **maximum total length** of the weapon must be less than the greatest permissible length for the blade and the grip added together. These two latter lengths must, therefore, complement each other to arrive at the total length of the weapon.
5. In order to **measure** either the total length of the weapon or the length of the blade, it is essential that the latter should be without any curve. When measurements are being made, the blade should therefore be held straight on a flat surface.
6. Only the **pommel or the locking nut** may be placed between lines D and E.

### The grip

- m.4**
1. The **maximum length** of the grip in foil and épée is 20 cm, measured between lines B and E, and 18 cm, measured between lines B and D. In sabre the maximum length of the grip is 17 cm (see [Figures 8, 9](#) and [13](#)).
  2. The grip must be able to pass through the same **gauge** as the guard. It must be so made that normally it cannot injure either the user or his opponent.
  3. All types of grips are allowed providing that they conform to the regulations which have been framed with a view to placing the various types of weapons on the same footing. However, at épée, orthopedic grips, whether metal or not, may not be covered with leather or any material which could hide wires or switches.
  4. The grip must not include any device which assists the fencer to use it as a **throwing weapon**.



5. The grip must not include any device which can increase in any way the **protection** afforded to the hand or wrist of the fencer by the guard: a cross bar or electric socket which extends beyond the edge of the guard is expressly forbidden.
6. If the grip (or glove) includes any **device** or **attachment** or has a special shape (orthopedic) which fixes the position of the hand on the grip, the grip must conform to the following conditions.
  - a) It must determine and fix one position only for the hand on the grip.
  - b) When the hand occupies this one position on the grip, the extremity of the thumb when completely extended must not be more than 2 cm from the inner surface of the guard.

**The guard** (cf. [m.9](#), [m.17](#), [m.24](#))

- m.5**
1. The **convex face** of the guard must have a shape and surface which is both smooth and not too bright. It must be so made that it can neither hold nor catch the opponent's point. It must not have a raised rim.
  2.
    - a) **Inside the guard** there must be a cushion (padding) sufficiently wide to protect the electric wires from the fencer's fingers. The padding on the inside of the guard must be less than 2 cm thick and must be arranged in such a way as not to increase the protection which the guard affords the hand.
    - b) **The connections** must be so arranged that it is impossible for the fencer to break or make contacts while fencing.
    - c) On **foils**, the wire must be protected by an insulating sheath.
    - d) On **épées**, the two wires must be protected by two insulating sheaths, one on each wire.
    - e) Both the **wire** and the **insulating sheath** must go right up to the socket.
    - f) In no case may **uninsulated wires** project beyond the point where they are attached to the socket (cf. [m.29](#), [m.31](#)).
  3. Any system of attachment inside the guard is allowed, provided that it conforms to the following requirements.
    - a) It must be **easy to detach** or **attach** the bodycord.
    - b) It must be possible to **check it** by a simple method such as using a penknife or a coin.
    - c) It must be **easy to apply** the pointe d'arrêt of the opponent's weapon to the ground circuit connected to the blade.
    - d) It must have a **security device** which makes it impossible for the contact to be broken during the bout.

- e) It must ensure the **complete connection** of the electric wires; it must be impossible for even a momentary break of contact to occur while the plugs are connected.
  - f) It must not include any part which allows electrical contact to be made between the plug sockets.
4. a) The maximum **electrical resistance** allowed for foil and épée is 2 ohms.
- b) Those who wish to assemble electric weapons, but who are not equipped to undertake electrical tests, are advised that the limits for the electrical resistance for the circuits laid down for each weapon have been fixed so that they can be attained by anyone who is reasonably careful.
- c) They are advised:
- i) thoroughly to **de-oxidize** the external surface of the guard and the connecting surfaces inside it;
  - ii) **not to damage** the insulation of the wires, especially where they pass along the groove in the blade at the point and at the guard;
  - iii) to avoid **accumulations of glue** in the groove of the blade.

### *Equipment and Checking of Weapons*

5. a) In foil and épée, only traditional or homologated pointes d'arrêt are accepted. No other kind of pointe d'arrêt, notably new ones that are not homologated, will be accepted at the weapon control.

In order to make the identification easier, please note that a traditional pointe d'arrêt has two screws to fix the tip of the pointe d'arrêt to the base, the whole is in metal and there is no plastic in the base.

To make the checking of weapons easier and allow the complete observation of the tip and its base, foil fencers are requested to present their foils at the weapon control with bare points not covered with adhesive tape over the first 15 cm.

<p><i>In USA Fencing competitions, there is no requirement that the pointe d'arrêt must be homologated.</i></p>
---

- b) In order that the registering of hits by the contact of the point on the opponent be correctly registered by the scoring device, the pointes d'arrêt must be clean. The electrical resistance measured in ohms must not exceed the limit of two ohms ([m.5.4.a](#)).
- c) The blades and the guards in épée, foil and sabre must be totally of metal. Apart from in sabre where the part of the guard next to the pommel is insulated (insulating sheath), their exteriors must not be covered by any material (plastic or other).

The guard may not feature any advertising. This is also the case for the insulated part of the sabre guard.

- d) Any fencer or other person who tries to register touches in a way that does not comply with the rules, either with the weapon or by manipulating the scoring device, will be excluded from the competition or from the competition zone and, after identification, will be liable to further penalty.

## FOIL

### Weight

- m.6** The **total weight** of the foil ready for use must be less than 500 g.

### Length

- m.7** The **maximum total length** of the foil is 110 cm.

### The blade

- m.8**
1. The blade, which is **rectangular in section**, must be made of steel complying with the safety standards described in [Appendix A](#) to the Rules.
  2. The **edges** must be smoothed off so that they will not cut, and must be chamfered at an angle of  $45^\circ (\pm 5^\circ)$ , 0.5 mm on each side ( $\pm 0.1$  mm), so that they will neither cut nor become capable of cutting.
  3. The blade is **mounted** with the widest face placed horizontally.
  4. The **maximum length** of the blade is 90 cm (cf. [m.3](#)).
  5. The blade should have a **flexibility** equivalent to a bend of minimum 5.5 cm and maximum 9.5 cm measured in the following way.
    - a) The blade is fixed horizontally at a point 70 cm from the extremity of the point.
    - b) A 200 g weight is suspended 3 cm from the extremity of the point.
    - c) The bend of the blade is measured at the extremity of the point between the non-weighted and weighted positions (see [Figure 8](#)).
    - d) The groove in the blade must be uppermost.
  6. The blade should be as straight as possible. **Any curve** of the blade must be uniform and the maximum bend must in any case be less than 1 cm; it is only permitted in the vertical plane and must be near the center of the blade.

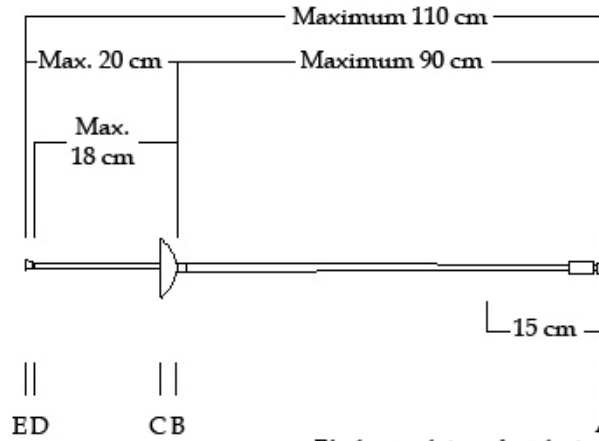
### The guard (cf. [m.5](#))

- m.9**
1. The **guard** must be able to pass through a straight cylindrical gauge having a diameter of 12 cm and a length of 15 cm, the blade being parallel with the axis of the cylinder.
  2. **Eccentric** mounting is forbidden, that is to say that the blade must pass through the center of the guard. The diameter of the guard must be between 9.5 cm and 12 cm.

### Electric wire

- m.10** The foil has a single **wire**, glued in a groove cut the whole length of the blade, which permanently connects the pointe d'arrêt to the corresponding socket inside the guard.

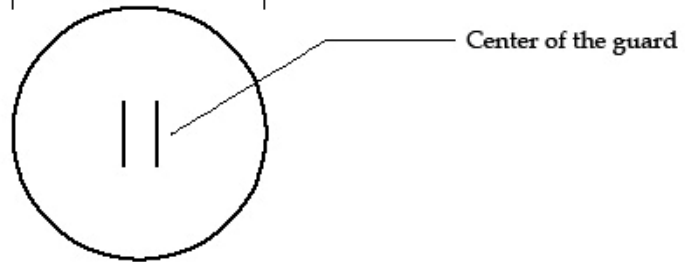
Dimensions of the foil  
(Articles m.3-m.8)



Blade insulation for electric foil (Article m.13)

Foil Guard  
(Article m.9)

Minimum: 9.5 cm  
Maximum: 12 cm



The Foil

The total weight of the foil must be less than 500 g (Article m.6)

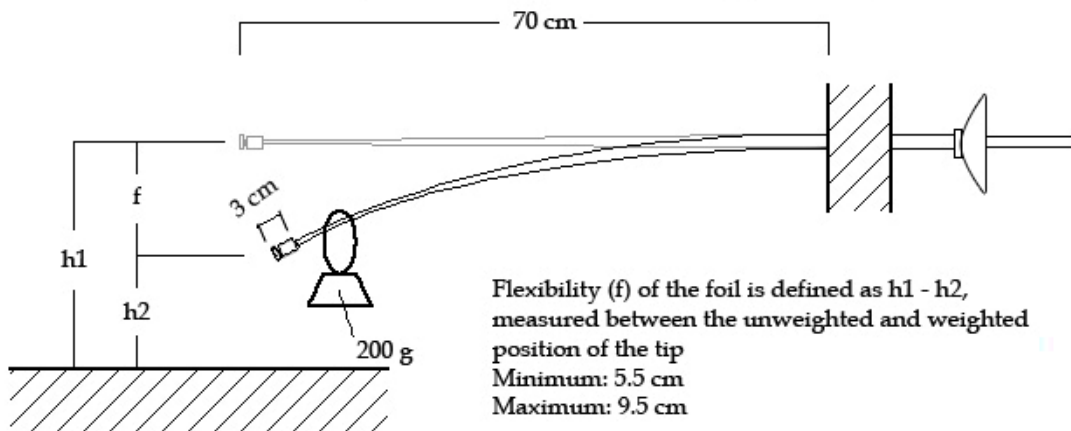


Figure 8. Foil dimensions and flexibility

### Pointe d'arrêt

- m.11** 1. The diameter of the **pointe d'arrêt** is between 5.5 mm and 7 mm; the diameter of the body of the barrel including its exterior insulation must not be more than 0.3 mm less than that of the **pointe d'arrêt**.
2. The **pointe d'arrêt** must be **cylindrical**; its **front surface** is flat and perpendicular to its axis.
- Its edge will either be rounded with a radius of 0.5 mm or have a chamfer of 0.5 mm at 45°.
3. The **pressure** required on the **pointe d'arrêt**, in order to break the contact and cause the apparatus to register a touch, must be more than 500 g, that is to say that this weight must be lifted by the spring of the point. The weight of 500 g supplied by the Organizing Committee may have a tolerance of  $\pm 2$  g, i.e., 498–502 g.
4. The **course** or travel of the **pointe d'arrêt** required to cause the electrical apparatus to register a touch, called the *lighting stroke*, may be infinitesimal: the total travel of the **pointe d'arrêt** must not be greater than 1 mm.
5. The **pointe d'arrêt** must be **retained in the barrel** in at least two places equidistant from each other, or by any other method which has been approved by the SEMI Commission of the FIE.
6. When not depressed the **pointe d'arrêt** is in contact with the **main body of the foil**. When a touch is made, this contact must be broken.

### Method of affixing the barrel

- m.12** 1. If the **base** of the barrel is not made in one piece with the blade, or if it does not permit the flattened piece at the tip of the blade to be retained, it must be screwed onto the end of the blade, which must be cut and threaded for this purpose under the following conditions.
2. Normally, only **fixing** by metal to metal is allowed. However, fixing by any insulating material of great mechanical strength may be authorized after approval by the SEMI Commission of the FIE.
3. All methods of **soldering or brazing** or in general any heating which may affect the temper of the blade are forbidden. Only solder of very easily melted tin, used with a soldering iron, to prevent the tip from coming loose, is authorized.
4. The end of the blade before cutting the thread must not have a **diameter** at any point of **less** than 3.5 mm, and this without anything being wrapped around it, a process which is strictly forbidden.
5. The diameter of the **core of the thread** must not be less than 2.7 mm (thread SI 3.5 x 0.60). The threading must be very tight.

6. The **part of the blade** on which the barrel is fixed should be of a length of 7–8 mm entirely covered by the barrel. It is recommended that only the half of this length at the extremity of the blade be threaded. For the other half the barrel will have a smooth surface of 3.5 mm diameter into which it should take some force for the corresponding part of the blade to be introduced.
7. When a barrel made of **light alloy** is used, instructions should be sought from the SEMI Commission of the FIE.
8. At the point at which the wire passes into the barrel, the width of the groove must not exceed 0.5 mm, and its depth must not exceed 0.6 mm measured on the diameter of the core of the thread, in order to weaken as little as possible the section of the blade.
9. Only the members of the **SEMI Commission of the FIE** or the **Bout Committee** can require the verification of the above points.

#### The insulation of the barrel, the blade and the grip

- m.13**
1. The body of the barrel and the foil blade for a length of 15 cm from the barrel, as well as the pommel or the rear extremity of the grip, must be entirely covered with **insulating material** (insulating tape, gummed paper, Sellotape, plastic material or varnish).
  2. The **flange** of the sleeve which slides in the base of the point and within which is fixed the *pointe d'arrêt* must be of a smaller diameter than the insulated head of the *pointe d'arrêt* itself, to obviate an accidental contact being made with the conductive jacket when a touch is made.

## EPEE

### Weight

**m.14** The **total weight** of the épée ready for use is less than 770 g.

### Length

**m.15** The **total maximum length** of the épée is 110 cm (cf. [m.3](#)).

### The blade

**m.16** 1. The blade, which is **triangular in section** without cutting edges, is made of steel and must comply with the safety standards described in [Appendix A](#) to the Rules.

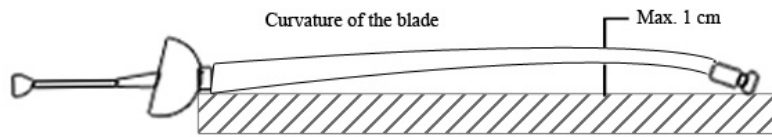
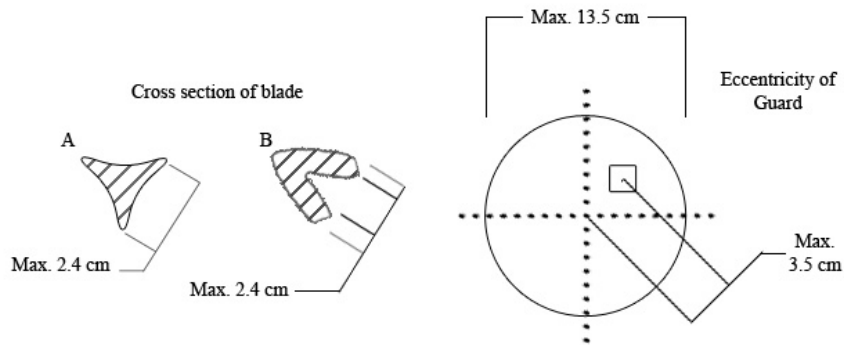
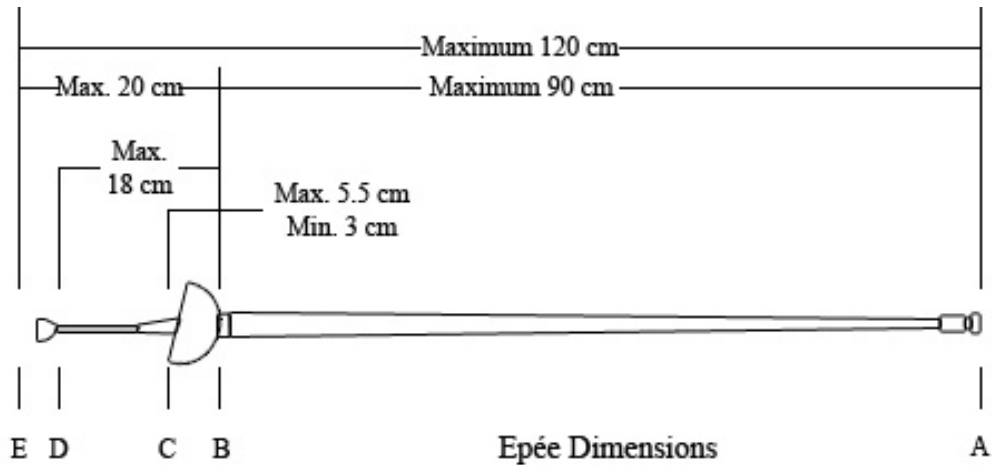
There are two methods of manufacture (see [Figure 9](#)):

- By forging a steel cylinder (see [Figure 9](#))
  - By folding a sheet of steel (see [Figure 9](#))
2. It should be as straight as possible and mounted with the groove uppermost. **Any curve of the blade** must be uniform and the maximum bend must in any case be less than 1 cm; it is only permitted in the vertical plane and must be near the center of the blade.
3. The **maximum length** of the blade is 90 cm.
4. The **maximum width** of any of the three sides of the blade is 24 mm.
5. The blade should have a **flexibility** equivalent to a bend of 4.5 cm minimum and 7 cm maximum measured in the following way.
- a) The blade is fixed horizontally at a point 70 cm from the extremity of the point.
  - b) A 200 g weight is suspended 3 cm from the extremity of the point.
  - c) The bend of the blade is measured at the extremity of the point between the non-weighted and weighted positions (see [Figure 9](#)).

### The guard (cf. [m.5](#))

- m.17** 1. The **guard**, which must have a circular edge, must be able to pass through a cylindrical gauge having a diameter of 13.5 cm and a length of 15 cm, the blade being parallel to the axis of the cylinder. The depth of the guard (the distance between lines B and C) must be between 3 cm and 5.5 cm (cf. [m.3](#)).
2. The **total length** between lines A and C must never be greater than 95.5 cm (cf. [m.3](#)).
3. **Eccentric mounting** is allowed provided the distance between the center of the guard and the point where the blade passes the guard does not exceed 3.5 cm.





**THE EPEE**

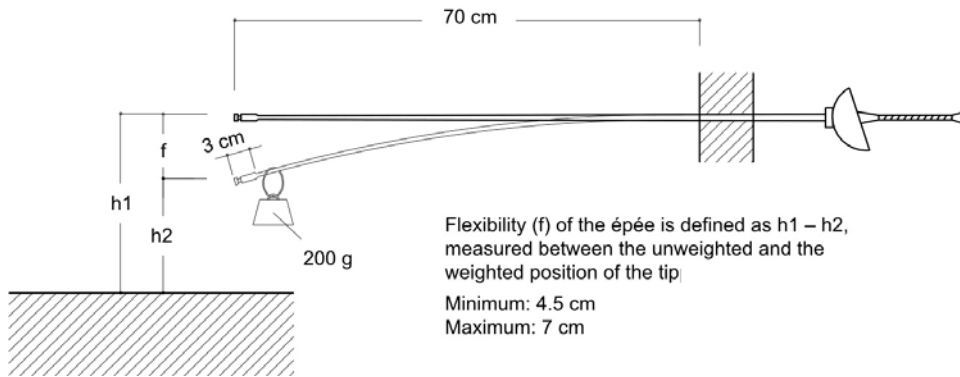


Figure 9. Epée dimensions and flexibility

## Electric wires

- m.18** The épée has **two electric wires**, glued in a groove in the blade, which connect the point to two of the three sockets situated inside the guard and which form the active circuit of the épée. The body of the épée is connected to the third socket.

## Point and barrel

- m.19** 1. The electric barrel is completed by a point (pointe d'arrêt) which must conform to the following specifications
- The point is **cylindrical**. Its **front surface** is flat and perpendicular to its axis. Its edge will either be rounded with a radius of 0.5 mm or have a chamfer of 0.5 mm at 45° (see [Figure 10](#)).
  - The **diameter** of the crown of the pointe d'arrêt is 8 mm with a tolerance of  $\pm 0.05$  mm. The diameter of the base must not be less than 7.7 mm.
  - The **flange** (collar) which guides the pointe d'arrêt as well as the insulating washer must be sufficiently recessed in relation to the crown (it is recommended that it be recessed in diameter by 0.3–0.5 mm) so that it shall not be possible to cause a touch to be registered merely by sliding the depressed pointe d'arrêt against the convex surface of the guard (see [Figure 11](#)) (cf. [t.67.a](#)).
2. The **pressure** required on the pointe d'arrêt in order to complete the circuit in the épée, and thus cause the apparatus to register a touch, must be more than 750 g, that is to say that this weight must be lifted by the spring of the point.
3. The **weight** used to check competitors' épées on the strip consists of a metal cylinder drilled part of the way along its axis with a hole parallel to its sides; this hole, into which is inserted the end of the blade, must have an insulating lining to prevent its metallic parts coming into contact with the grounded mass of the épée which might then give a false result to the test.

This weight of 750 g, which is supplied by the Organizing Committee, may have a tolerance of  $\pm 3$  g, i.e., 747–753 g.

4. a) The **course** or travel of the pointe d'arrêt required to complete the circuit in the épée and thus cause the apparatus to register a touch, called the *lighting stroke*, must be greater than 1 mm. The further course which the pointe d'arrêt may travel must be less than 0.5 mm. (This requirement is just as essential as that for the lighting stroke.)
- b) To enable a check to be made on the strip, the **total course** or travel of the point must be greater than 1.5 mm (cf. [t.43](#)).
- c) Adjusting the lighting stroke by means of **screws or any other external fixing device**, once the point has been assembled on the weapon, **is forbidden**.

- d) An external screw or similar fixing device is only allowed if it is actually part of the assembling of the point
  - e) The **head of the screw** or fixing device must never project beyond the flat top surface of the point and its housing in the flat surface may not exceed 2 mm in diameter.
5. The pointe d'arrêt must be **retained in the barrel** in at least two points equally spaced, or by any other system approved by the SEMI Commission of the FIE.
  6. When there is a **touch**, the electrical contact must be established.

#### Method of affixing the barrel

**m.20** If the **base of the barrel** is not made in one piece with the blade, or if it does not permit the flattened inset piece at the tip of the blade to be retained, the barrel must be screwed onto the end of the blade, which must be cut and threaded for this purpose under the following conditions.

1. Normally, only **fixing by metal to metal** is allowed. However, fixing by any insulating material of great mechanical strength may be authorized after approval by the SEMI Commission of the FIE.
2. Only **solder** of very easily melted tin, used with a soldering iron, to prevent the tip from coming loose, is authorized.
3. The end of the blade, **before cutting the thread**, must not have a diameter at any point which is less than 4 mm and this without anything being wrapped around it, a process which is strictly forbidden.
4. **a)** The **diameter of the core** of thread at the end of the blade must not be less than 3.05 mm (thread SI 4.0 x 0.70).
  - b)** The **part of the blade** on which the barrel is fixed should be of a length of 7–8 mm entirely covered by the barrel. It is recommended that only the half of this length, at the extremity of the blade, be threaded. For the other half, the barrel will have a smooth surface of 4.0 mm diameter into which it should take some force for the corresponding part of the blade to be introduced.
5. The **groove** necessary to enable the wires to enter the barrel must be cut in such a way that it weakens as little as possible the section of the blade.
6. Only the members of the **SEMI Commission of the FIE** or the **Bout Committee** can require the verification of the above points.

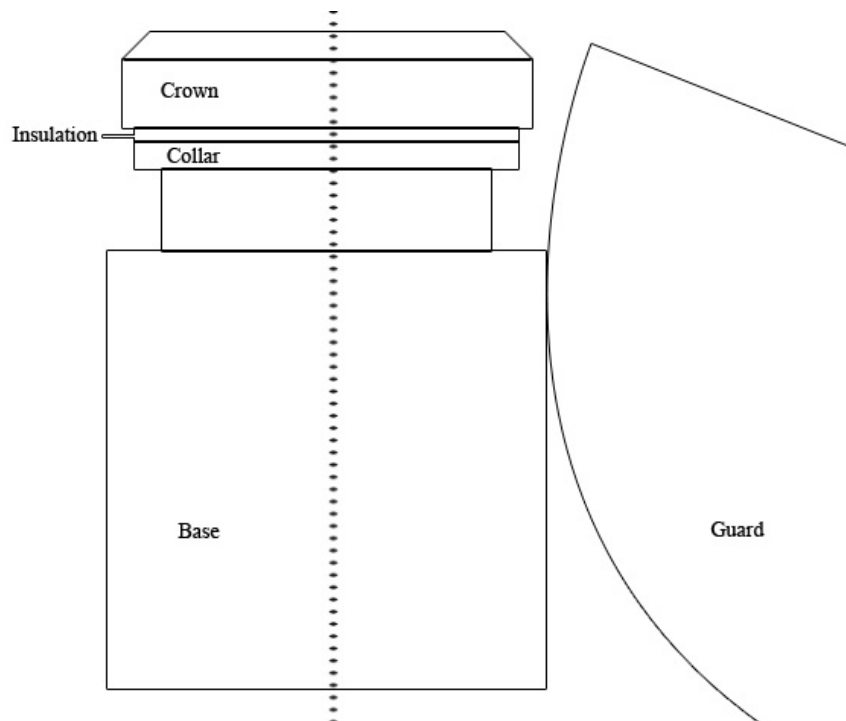


Figure 10. Épée design of point

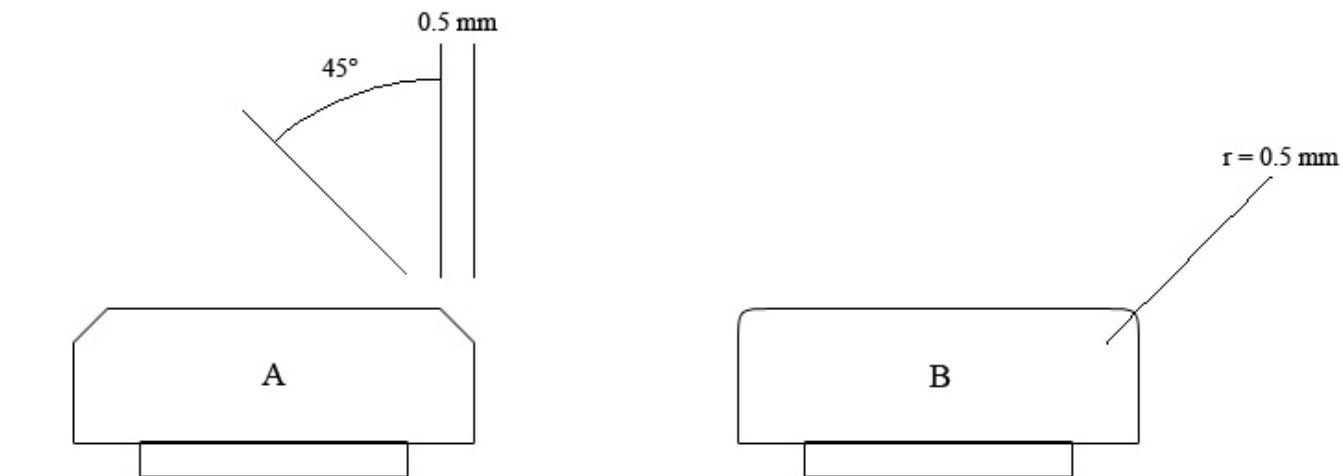


Figure 11. Épée details of tip and point

## SABRE

**m.21** The **total maximum length** of the sabre is 105 cm (cf. [m.3](#)).

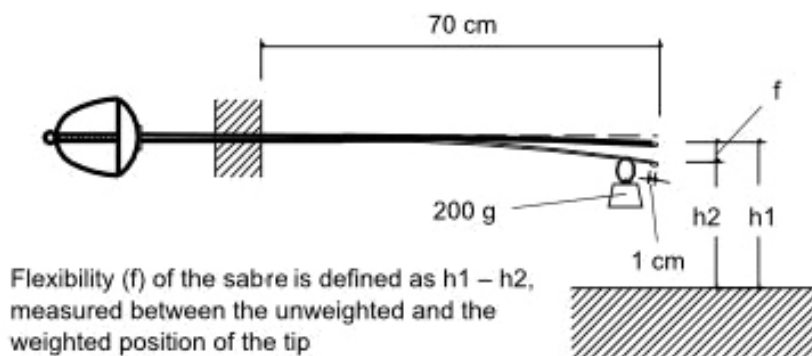
### Weight

**m.22** The **total weight** of the sabre ready for use is less than 500 g.

### The blade (see [Figure 12](#))

- m.23**
1. The blade, which must be of steel, is **approximately rectangular** in section. The **maximum length** of the blade is 88 cm. The minimum width of the blade, which must be at the tip, is 4 mm; its thickness, also immediately below the tip, must be at least 1.2 mm.
  2. The end of the blade must be folded over onto itself or be fashioned in one piece to form a **tip** which, viewed end on, must have a square or rectangular section of 4 mm minimum and 6 mm maximum. The maximum dimension must be not more than 3 mm from the end of the blade.
  3. The **end of the blade** may also be formed by a solid tip which must have the same section as the tip which is folded over ([Figure 12](#)).
  4. If the blade has a **curve**, it must be a distinct curve which must be continuous, and the deflection must be less than 4 cm. Blades with sharply bent extremities or which curve in the direction of the cutting edge are forbidden.
  5. The sabre blade must have a **flexibility** equivalent to a bend of minimum 4 cm and maximum 7 cm measured in the following way.
    - a) The blade is fixed horizontally at a point 70 cm from the tip of the blade.
    - b) A 200 g weight is hung 1 cm from the tip.
    - c) The curve is measured at the tip of the blade between the weighted and unweighted positions (see [Figures 12](#) and [13](#))

### FLEXIBILITY OF THE SABRE BLADE



Flexibility ( $f$ ) of the sabre is defined as  $h_1 - h_2$ , measured between the unweighted and the weighted position of the tip

Minimum: 4 cm

Maximum: 7 cm

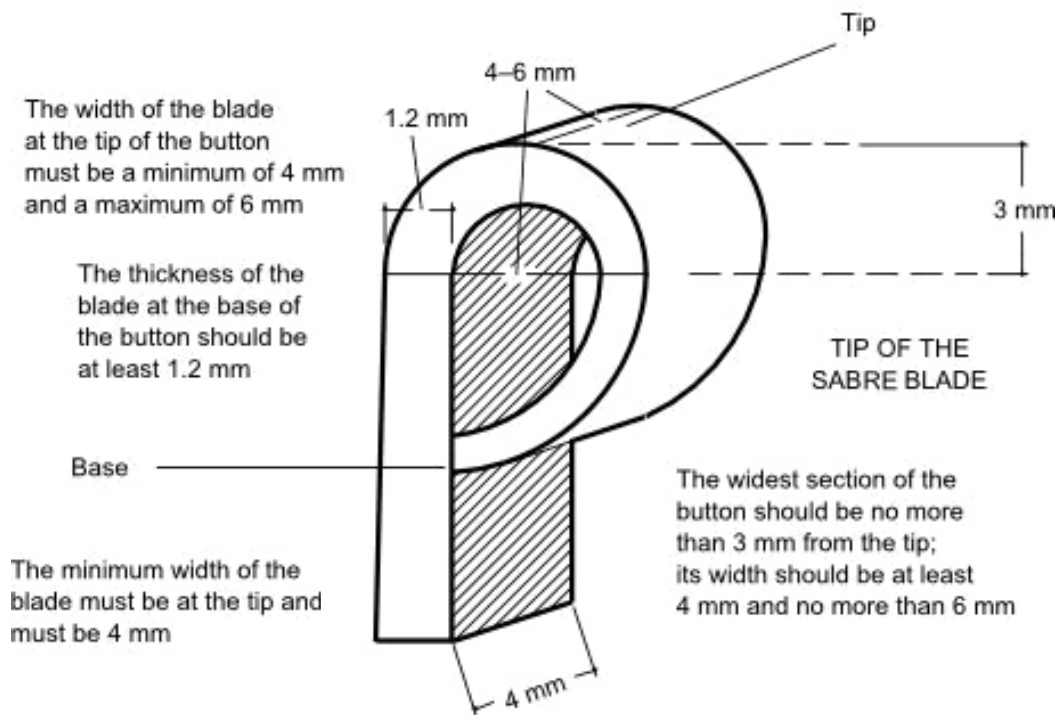
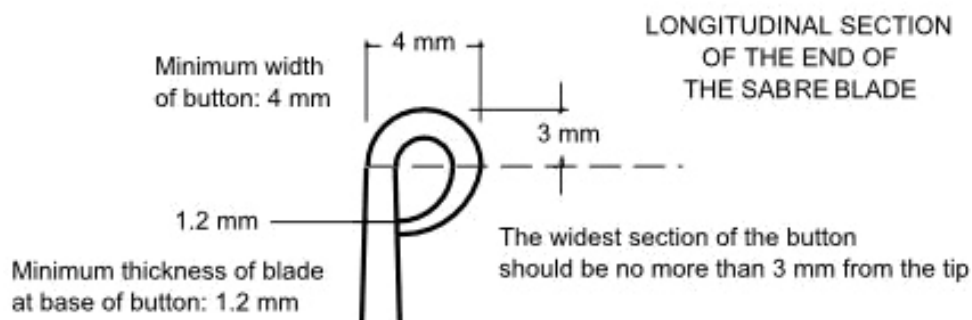

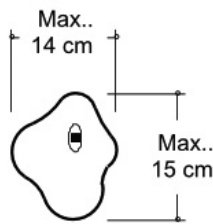


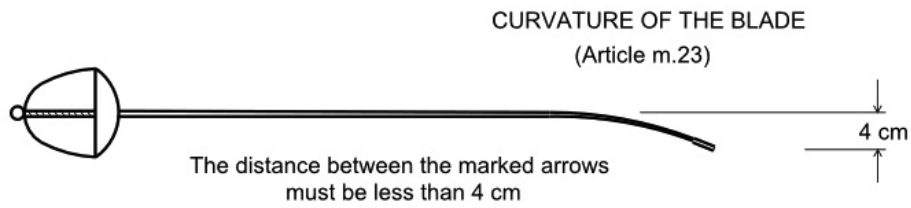
Figure 12. Sabre dimensions and flexibility



DIMENSIONS OF THE SABRE  
Weight less than 500 g (Article m.22)



THE GUARD  
(Article m.24)



CURVATURE OF THE BLADE  
(Article m.23)

GAUGE  
(Measuring instrument)

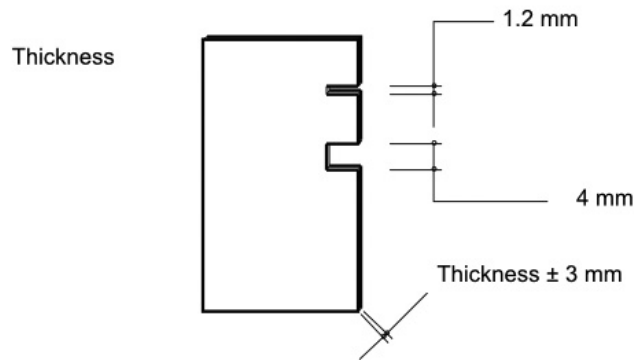


Figure 13. Sabre dimensions (cont.)

### The guard (cf. [m.5](#))

- m.24**
1. The **guard** must be full in shape, made in one piece and externally smooth. It must have a convex form which is continuous, without rim or holes.
  2. It must be able to **pass through** a rectangular gauge measuring 15 cm by 14 cm in section, with a length of 15 cm, the blade being parallel with the axis of the gauge.
  3. Inside the guard there must be a **socket** into which the bodycord is plugged, whatever system is used.
  4. The two sockets of the bodycord plug must be in **direct contact** with the body of the guard, making a closed electrical circuit through the bodycord, the reel and the cable connecting the reel to the scoring apparatus.
  5. The **resistance** in the weapon must not exceed 1 ohm.
  6. The **interior of the guard** must be completely **insulated** by means of insulating paint or a pad.
  7. The **exterior of the guard** must be **insulated** for 7-8 cm from the pommel.
  8. The **grip and the pommel** must be completely **insulated**.



## Chapter 2

### Equipment and Clothing

#### GENERAL CONDITIONS

**m.25** The **national uniform** includes the socks, the knickers, the jacket, and the conductive jacket in foil and sabre. (cf. [m.28](#), [m.34](#)).

#### Protection

1. The equipment and clothing must provide the competitor with the **maximum protection** compatible with the freedom of movement necessary for fencing.

#### Safety

2. It must not be possible for the opponent to be **obstructed or injured** by the equipment, nor for the opponent's weapon to be caught up in or deflected by the equipment which, in consequence, must have neither buckles nor openings in which the opponent's point may be caught up – except accidentally – and thus held or deflected. The jacket and its collar must be completely buttoned or done up.

#### Characteristics of the clothing

3.
  - a) Fencers' clothing must be made of sufficiently **robust** material and be clean and in good condition.
  - b) The material from which the equipment is made must not have a **surface which is smooth** enough to cause the point or the opponent's touch to glance off (cf. [m.30](#)).
  - c) Clothing must be made entirely in cloth able to **resist a pressure of 800 Newtons**. Very particular attention must be paid to the way the seams under the armpits, if there are any, are made. An **under-garment** consisting of a protective under-plastron covering the vital upper areas of the body (following the design given in [Appendix A](#) to these Rules, 'Safety norms for manufacturers') resistant to 800 Newtons is also mandatory.
  - d) Fencers' clothing may be of different colors, **apart from black**.

<i>In USA Fencing local, divisional, and sectional competitions, there are no restrictions on colors or decorations on uniforms, providing that the uniforms still comply with all other requirements.</i>
--

- e) There shall be **only one** national uniform per country.

- f) **Logos** (national strips) worn on the national uniform must be approved by the **FIE Executive Committee** at least 30 days before it is used for the first time in an official FIE competition; they are then published on the FIE Website.
- g) For the following events, the wearing of national strips (logos) are **compulsory** on both legs, optional on the arm(s). All the logos worn by any one fencer must be identical:
  - i) World Championships and World Junior and Cadet Championships, every bout, in the pools, in the direct elimination and in team matches;
  - ii) Individual senior World Cup competitions, all direct elimination bouts from the 64 onwards;
  - iii) World Cup team competitions, all bouts in every match.

They must be **identical** for all the fencers of a same Federation for the above competitions **i)** and **iii)**.

- h) The **name** of the fencer must be displayed on the back of the jacket with the abbreviation of the national federation below it, at the level of the shoulder blades. They must be printed directly on the jacket or on a cloth entirely sewn onto the jacket. The letters must be in **dark blue**, in capitals, between 8 cm and 10 cm high, and between 1 cm and 1.5 cm wide, according to the length of the name.

### Jacket

- 4. a) In all weapons, for men and women, the lower edge of the jacket must **overlap the knickers** by at least 10 cm when the fencer is in the on-guard position (cf. [m.28](#), [m.34](#)).
- b) The jacket must include a **lining** making a double thickness of material for the sleeve down to the elbow of the sword arm and covering the flank up to the region of the armpit. In épée the fencer is required to wear a regulation jacket, which must cover the whole of the surface of the trunk.
- c) The use of **breast/chest protectors** (made of metal or some rigid material) is compulsory for women and optional for men. In foil, this breast/chest protector must be worn inside the jacket.

### Knickers

- 5. a) The **knickers** must be fastened below the knees.
- b) With knickers, the fencer must wear **socks** which cover the legs right up to the knickers. These socks must be held up in such a way that they cannot fall down.
- c) The fencer is permitted to wear socks with a turn-over showing the **colors of his national team** 10 cm high.

## Glove

6. In all weapons, the **gauntlet of the glove** must, in all circumstances, fully cover approximately half the forearm of the competitor's sword arm to prevent the opponent's blade entering the sleeve of the jacket.

## Mask

7.
  - a) The **mask** must be made with meshes (space between the wires) of maximum 2.1 mm and from wires with a minimum gauge of 1 mm diameter. The mask must include a safety strap at the rear.
  - b) Masks, in all weapons, must be made in accordance with the **safety standards** described in [Appendix A](#) to these Rules and must carry the quality label specified in those standards.
  - c) When the **checks** are carried out the person responsible for them may, if in doubt, ensure that the mesh of the mask, both at the front and at the sides, is able to withstand, without permanent deformation, the introduction into the mesh of a conical instrument, the angle of the surface of the cone being at 4° to the axis and at a pressure of 12 kg.
  - d) A mask which does not comply with the safety requirements laid down in this article will be rendered **visibly unusable** by the weapon checking personnel or the Referee in the presence of the person who presented the mask to the weapon check or the team captain of the fencer concerned.
  - e) The **bib** of the mask must be made with cloth resistant to 1600 Newtons.
  - f) The mask must contain a horizontal safety strap at the rear of the mask, with the two ends of the strap firmly affixed to the two sides of the mask. This strap may be elastic or of any other material that may be approved by the S.E.M.I. Commission.

*An FIE homologated mask is not required for USA Fencing competition.*

## RULES SPECIFIC TO FOIL

### Glove (cf. [m.25](#))

**m.26** The **glove** may be slightly padded.

### Mask (cf. [m.25](#))

**m.27** The **mesh of the mask** must not extend below the chin. It must be insulated internally and externally by a plastic material resistant to impact.

### Conductive jacket (over-jacket or plastron)

- m.28**
1. The conductive surface of the **conductive over-jacket** which is worn over the protective jacket must cover the valid target of the fencer (cf. [t.47](#)) entirely and without omission when standing upright, when in the on-guard position and when in the lunge position.
  2. Whatever the **means of fastening** used, the conductive material must cover a sufficient area to ensure that it covers the valid target in all positions of the fencer. The overlap must always be on the sword-arm side.
  3. The interior of conductive jackets must be electrically **insulated** by a lining or by an adequate treatment of the conductive lamé material.
  4. The conductive **collar** must have a minimum height of 3 cm.
  5. The **lamé** material used must be of conductive thread in both warp and weft. As regards electrical conductivity it must conform to the following requirements.
    - a) The **electrical resistance** measured between any two points of the lamé material must not be greater than 5 ohms. The resistance will be measured by using a 500 g copper or brass weight which has a hemispherical end with a radius of 4 mm. This weight, placed on this end and moved about on the lamé, must maintain continuous contact with a maximum resistance of 5 ohms.
    - b) In no circumstances must the use of a conductive jacket be allowed if it has **holes** in it, or **patches of oxidation** or other defects which may prevent the registration of a valid touch.
    - c) A conductive jacket which is considered to be **unusable** will be so marked with a very visible colored paint by an authorized armorer.
  6. The conductive jacket **must be so made** that when it is laid flat there is a straight line between the point of junction of the lines of the groin and the two points corresponding to the tops of the hip bones (ilium).
  7. The band of **non-conductive material** passing between the legs must be at least 3 cm wide (see [Figure 14](#)).

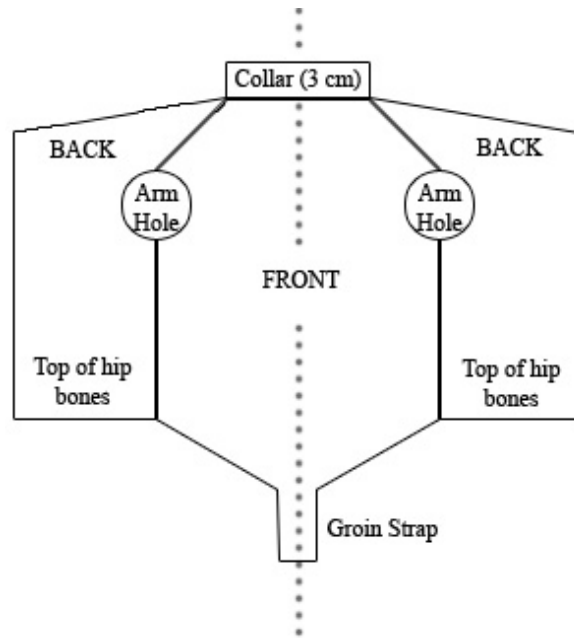


Figure 14. Foil: conductive jacket

### Bodycord and attachment plugs

- m.29 1. a) The conductive wires of the **bodycord** (the fencers' personal equipment) must be well insulated electrically from each other, twisted or joined together, and not affected by humidity.
- b) This bodycord has a **connecting plug** at each end.
- c) The **electrical resistance** of each of these conductive wires (plug to plug and plug to crocodile clip) must not exceed 1 ohm.
2. a) At the reel end the three-pin male plug, which must comply with the conditions of manufacture and assembly laid down in Article [m.55](#), will be attached to the wires in the following manner:
- the pin at 15 mm from the center pin to the conductive jacket;
  - the central pin to the wire in the weapon;
  - the pin at 20 mm from the center pin to the foil ground circuit or the conductive strip.

- b) The wire which joins the rear connection of the bodycord to the conductive jacket by a **crocodile clip** must be separate for at least 40 cm. This wire must be soldered to the crocodile clip and this soldering must not be covered by any insulation or any material whatsoever. However, any method of fixing which presents the same guarantees as soldering may be used, provided it has been accepted by the SEMI Commission.
  - c) The crocodile clip must be robust and ensure **perfect contact** with the conductive jacket. Its width at the point of contact must be at least 10 mm; the inside of the clip must leave a free space at least 8 mm long by 3 mm high. It must be clipped onto the back of the conductive jacket on the **sword-arm side**.
3. a) **At the end nearest the foil**, inside the guard, any method of attachment is allowed but the method adopted must always conform to the specification laid down in Article [m.5](#).
- b) In addition, the pins of the plug must in no circumstances be able to **touch the metal part** of the guard.
  - c) The wire from the point will be protected by an **insulated sheath** from the place where it enters the guard right up to the insulated connection on the plug socket. Under no circumstances may the non-insulated wire extend beyond this insulated plug connection (cf. [m.5](#), [m.9](#)).

## RULES SPECIFIC TO EPEE

### Mask

- m.30**
1. The mask must not be covered, in whole or in part, by material which can **cause the point to glance off** (cf. [m.25](#)).
  2. The mask must be so shaped that the **bib** reaches below the prominences of the collar bones (clavicles).

### Bodycord

- m.31**
1.
    - a) The **conductive wires** of the bodycord (the fencers' personal equipment) must be well insulated from each other, insensitive to humidity, and either joined or twisted together.
    - b) The maximum **electrical resistance** allowed for each of these conductive wires from plug to plug is 1 ohm.
  2. The bodycord has a **connecting plug** at each end.
  3. At the **reel end**, a three-pin male plug is connected to the wire as follows:
    - a) the pin 15 mm from the center pin to whichever wire is most directly connected to the pointe d'arrêt;
    - b) the center pin to the other wire on the épée;
    - c) the pin 20 mm from the center pin to the épée's ground circuit and to the conductive strip.
  4. This plug must conform to the conditions of manufacture and mounting specified in Article [m.55](#).
  5. **Inside the guard** the choice of system is free but the system chosen must comply with the conditions of Article [m.5](#).
  6. In addition, the pins of the plug must not on any account permit **contact with the metal** of the guard.
  7. The two wires coming from the tip must be protected by **two insulating sheaths**, one for each wire, from the point where they enter the guard right up to the two insulated connections on the plug socket. In no case may uninsulated wires extend beyond the plug connections (cf. [m.5](#), [m.9](#)).

## RULES SPECIFIC TO SABRE

### Mask

- m.32**
1. The **metal mesh of the mask** must not be insulated and must ensure electrical conductivity.
  2. The **bib and any trim** must be entirely covered with conductive material with the same electrical characteristics as the conductive jacket.
  3. The **trim** may also be made of conductive material.
  4. The **electrical contact** between the conductive jacket and the mask must be ensured by means of a wire and one or two crocodile clips. The wire must be attached, either by means of a crocodile clip or by being soldered, to the mesh of the mask, and must be between 30 cm and 40 cm long. In the case of a coiled cable, the maximum length of the free cable must not exceed 25 cm in length, with a tolerance of  $\pm 5$  cm.
  5. The **electrical resistance** between the crocodile clip and any point on the mask must be less than 5 ohms. The crocodile clip, the design and size of which must conform with the conditions laid down in Article [m.29](#), must be soldered to the other end of the wire. In addition, the electrical resistance in this wire (between crocodile clip and crocodile clip or crocodile clip and soldering) must not exceed 1 ohm.

### Glove

- m.33**
1. The **conductive material**, which may be removable or fixed, of the regulation glove of the fencer's sword arm must cover all the sleeve down to below the external cubital styloid (small prominent bone of the wrist), both when the fencer is in the on-guard position and when the sword arm is straight.
  2. The **conductive material** must be turned over into the inside of the gauntlet to a depth of at least 5 cm.
  3. In order to guarantee **a good contact** with the sleeve of the conductive jacket, it is necessary to use an elastic band, a popper button or any system which will guarantee conductivity and which has been approved by the SEMI Commission. When a conductive overglove is worn, the overglove must contain a device which fixes the position of the overglove on the arm so that its position on the arm cannot be changed during the bout.
  4. The conductive tissue (lamé) must satisfy the specified control conditions (cf. [m.28.5](#)).



## Conductive jacket and conductive t-shirt

- m.34** 1. The fencer must wear, over his jacket, a **conductive jacket**, the conductive surface of which must cover entirely and without omission the valid surface of the body above a horizontal line which, when the fencer is “on guard”, joins, around the fencer’s trunk, the upper points of the creases formed by the thighs. In wireless sabre the fencer must wear a conductive t-shirt. The conductive part is made with a conductive fabric with an electrical resistance which, measured between any two points of the conductive fabric, must be less than 5 ohms.
2. The **conductive surface** must cover the arms as far as the wrists. The jacket must have a collar which is at least 3 cm high. The jacket must have a conductive flap, 2 cm x 3 cm in the middle of the back, just below the collar, to which the crocodile clip from the mask can be attached.
3. Whatever means of **fastening** is used, the conductive material must be ample enough to guarantee covering the valid target area in any position.
4. The **conductive material** (lamé) must satisfy the conditions laid down for testing (cf. [m.28](#)).
5. The **sleeves** of the conductive jacket must be fixed at the wrist by means of an elastic band. There must be a strap passing between the fencer’s legs to keep the jacket in place (see [Figure 15](#)).

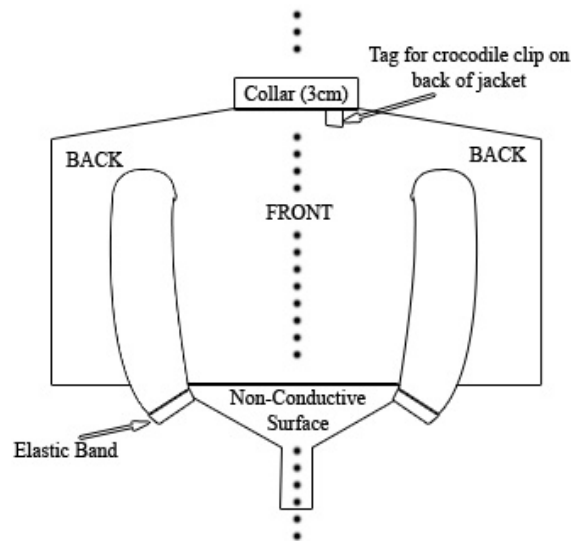


Figure 15. Electric sabre conductive jacket

## Bodycord and plugs

- m.35** The fencer must use the **bodycord** specified for foil, plugged into the guard plug by means of any system which conforms with the conditions for manufacture and assembly laid down in Articles [m.5](#), [m.29](#) and [m.55](#).

## *Chapter 3*

### *Checking of Material*

#### COMPETENCE

- m.36** 1. The **checking of the electrical material** used by the organizers for the World Championships (Open, Junior and Cadet) and the fencing competitions of the Olympic Games, as well as the checking of the fencers' equipment, must be supervised by the SEMI Commission.
2. To carry out this supervision, **three members** of the above-mentioned Commission must be appointed and put in charge of this work. However, when the organizing country possesses somebody competent, recognized as such by the SEMI Commission of the FIE, two members of the above Commission will be appointed.
3. The delegates of the SEMI Commission of the FIE **have the right** at any time to seize a weapon, a bodycord, a conductive jacket or any item of equipment or clothing for examination.

#### CHECKING OF FENCERS' EQUIPMENT

- m.37** 1. In all official FIE competitions the **fencers are responsible** for their equipment (including weapons and clothes) at the moment they present themselves on the strip.
2. In particular, blades, masks and clothing must all carry the **label of guarantee** specified in the safety standards appended to these Rules.
3. **The forms of checking** laid down by these Rules are only intended to help organizers who must apply the Rules and fencers who must always respect these Rules. These checks can, therefore, in no way absolve any fencers who break the Rules from responsibility.

#### Presentation of equipment to the Weapon Checking Center

- m.38** 1. Fencers are obliged to **present themselves** at the Weapon Checking Center, at the time advised in the timetable of each official competition of the FIE, with the equipment they intend to use during the event in question. The number of articles handed to the Checking Center is limited to four weapons, two bodycords, two conductive jackets, two masks and two mask-to-jacket leads per fencer.

2. Each competitor must **submit his weapons** in a fencing bag at the Weapon Checking Center reception. An inventory of the equipment is made by an organizing official and a label is put on the bag, indicating the name of the country of the competitor. The bags are stored in the order in which they arrive, and are checked in the same order.
3. Provision should be made for weapons and clothing to be submitted on the **morning of the day before the competition**. Having been checked, the material will be returned to the delegations at the end of the day.

Weapons, equipment and clothing presented to the Checking Center after 5 p.m. on the day before each event may be refused.

4. Each **head of delegation** must indicate where he can be contacted should a serious fault be detected while the equipment belonging to his fencers is being checked.
5. If a weapon is found to be **defective** at the first check a form is attached indicating the fault: e.g., the length of the blade, the insulation, the spring of the point, cutting edges, etc. This form is completed at the second check. However, when a weapon is rejected, it must go through the entire cycle again.

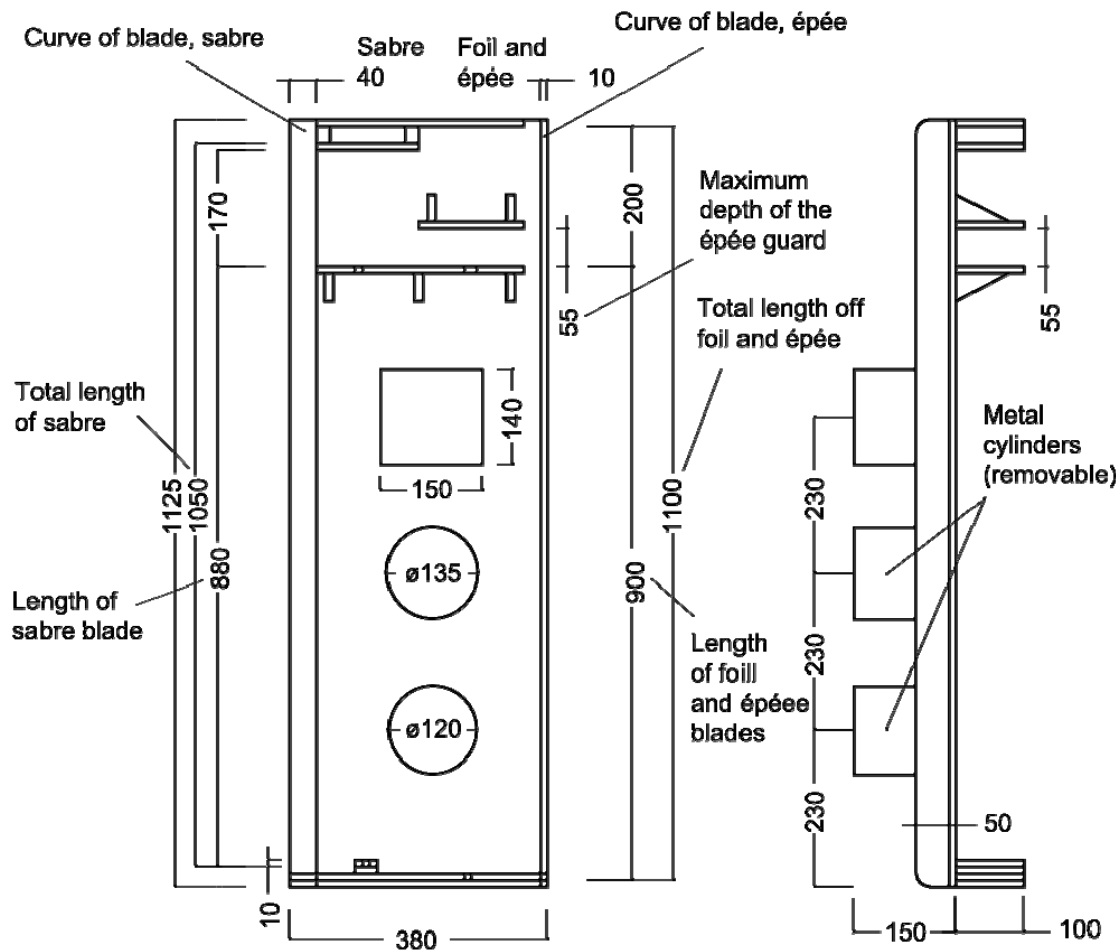
- m.39**
1. If material or equipment presented to the Checking Center appears **to have been assembled** in such a way that the fencer can control in a fraudulent manner the registering of touches or the malfunctioning of the judging apparatus, the representative of the SEMI Commission may, after the examination of the irregular items, require a penalty against the person who submitted them.
  2. The fencers or the team captain can only insist on the **return of the equipment which has been checked** one hour before the start of the event.
  3. **Any repairs** to equipment rejected during the checking can be carried out in the repair workshop. Repaired equipment will, however, only be tested again after the first set of checks to fencers' equipment has been completed.

### Checking body

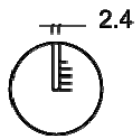
- m.40**
1. The **Executive Committee** of the FIE will appoint the member(s) of the SEMI Commission to be responsible for the checking of weapons, clothing and equipment of the fencers at the fencing competitions of the Olympic Games and for the World Championships.
  2. For other official FIE competitions the **Organizing Committee** will appoint one or more persons to be responsible for this checking.
- m.41** The items of equipment which have been thus checked will be **distinctively marked**. A fencer must not, on pain of penalties (cf. [t.120](#)), use any equipment which does not bear this check mark.

## Checking personnel and equipment

- m.42**
1. In order to allow those carrying out the checking to fulfill their task, the organizers are required to make available the **equipment** (gauges, weights, scales, electrical measuring machines, etc.) and the personnel necessary to carry out the work.
  2. The Organizing Committee must provide the FIE technical delegates responsible for checking the weapons and equipment with at least **the following apparatus**:
    - a) Two **gauges** allowing the lengths of blades and the depths and diameters of the guards at all weapons to be measured quickly (see [Figure 16](#)).
    - b) Devices for measuring the **flexibility of blades** and the **resistance of the mesh** of masks.
    - c) An electrical checking device to check quickly that the electrical **resistance** of the point is not too high, and that the bodycord and the weapon are **correctly assembled**. Devices enabling these measurements to be taken easily are, in fact, commercially available.
    - d) Weights of 750 g and 500 g to test the springs of the points in épée and foil, in the workshop and at each strip.
    - e) A device allowing the **lighting stroke** and **residual travel** of épée points to be accurately measured, in the workshop and at each strip.
    - f) **Labels** to indicate that a weapon has been checked and that it satisfies the regulation, or has been rejected.
    - g) The organizers must provide a **special stamp** to be affixed to each conductive jacket to enable the referees to verify that its resistance in ohms has been checked by the technical delegates of the FIE. Nevertheless, this compulsory checking mark is not sufficient to justify the use of the jacket. In effect, it is the task of the Referee to check, before each event, that the conductive jacket, having been checked and marked, entirely covers the valid target area, and accordingly to make the final decision whether it may be used.
    - h) A special **ink or paint** must be provided to mark the guards, blades and points of weapons which have been checked. Nevertheless, those responsible may use other methods to mark the weapons and conductive jackets.
- m.43**
1. To carry out the checks properly and rapidly, '**workshop**' teams of three people should be used. (At least three such workshops should be provided.)
  2. The first person checks that all the weapons are normal with respect to their **dimensions** by passing them through a gauge.
  3. The second does all **electrical** tests.
  4. The third affixes the **checking marks** and replaces the weapons in the fencing bag.



Dimensions in mm



Gauge to check the eccentricity of épées  
(Tolerance = 10/12 mm)

Figure 16. Gauge for checking weapons

PART II  
FITTINGS AND MATERIAL PROVIDED BY THE ORGANIZERS

**Introduction**

- m.44** 1. All **electrical judging equipment** includes, in addition to the equipment provided by the fencers themselves, the material provided by the organizers of a competition, which is:
2. The **central judging apparatus**, with extension lamps (cf. [m.51](#), [m.59](#), [Appendix B](#));
  3. The **reels**, with cables and connections, or cables suspended overhead (cf. [m.55](#));
  4. The **conductive strip** which neutralizes touches made on the ground (cf. [m.57](#));
  5. The **source of electrical current** (batteries) (cf. [m.58](#));
  6. For finals of official competitions of the FIE, a **clock** which counts down the time and which can be linked to the apparatus which controls the audible signal and the electrical registering of touches (cf. [m.51](#), [Appendix B](#)).

## Chapter 1

### Scoring Apparatus

#### Authorized designs

- m.45** Only electrical apparatus designed with **wires connecting** the fencers to the central apparatus and registering touches by light signals with auxiliary sound signals are authorized, except for apparatus without wires using encoded waves authorized by the SEMI Commission; this expressly excludes apparatus based on wireless waves and those which register sound signals only.

#### Approval of designs of apparatus

- m.46**
1. Judging apparatus for use in a **World Championship or the Olympic Games** must have been approved by the SEMI Commission of the FIE.
  2. In order to obtain this approval, the apparatus which it is proposed to use must be submitted **complete**, with reels, connections, etc., for an examination by the said Commission, at a place and on a date to be agreed with the Commission, at least six months before the date of the competition.
  3. The apparatus must be accompanied by a **detailed drawing** showing its construction.
- m.47** **Approval** is given for the use of the apparatus in one specific official competition only. The SEMI Commission is willing, as far as it is able, and without charge, to examine prototypes of apparatus submitted by constructors even if the use of such apparatus is not envisaged for an imminent official competition.
- m.48**
1. Approval is given for only one **established design** of apparatus which conforms to the drawing submitted, and is not given as a general approval for all the products made by any manufacturer. The latter may state in their publicity only the fact that the design of apparatus which they offer for sale has been used at a specific official competition (if this in fact is the case); but they themselves must guarantee that the apparatus conforms to the design for which approval was given.
  2. Every approved apparatus must carry, on its base, a **metallic plate** identifying its specific characteristics: manufacturer, year of manufacture, model, technical information, etc.
- m.49** The **approval of an apparatus by the SEMI Commission** as well as its acceptance implies no guarantee against possible faults of construction, or against its use with a source of electrical current other than batteries (cf. [m.58](#)).

**m.50** All **expenses** incurred by the SEMI Commission for the examination of apparatus are the responsibility of the persons submitting the apparatus.

**Specifications for all electrical equipment (cf. [Appendix B](#))**

- m.51**
1. A touch made on the **conductive strip or on the metallic parts of the weapon** must not be registered by the apparatus, nor may it prevent the registering of a touch made simultaneously by the opponent. In foil, a touch made on a part of the foil may register if an uninsulated part of the weapon of the fencer is in contact with his conductive jacket.
  2. The apparatus must not have any device whereby anyone other than the person detailed to supervise it **can interrupt its working** during a bout.
  3. Touches are registered by **visual signals**. The signal lamps must be placed on the top of the apparatus, in order that they may be visible to the Referee, the competitors and the superintendent of the apparatus. They must be so positioned that they show clearly from which side the touch was made. Arrangements must be made so that **extension lamps** can be added to the exterior of the apparatus, in order to increase the visibility of the signals.
  4. Once the signal lamps are alight, they must **so remain** until the apparatus is reset, without their having any tendency to go out or flicker either when subsequent touches are made or if the apparatus is subjected to vibrations.
  5. The visual signals must be accompanied by **audible signals** (cf. [Appendix B](#)).
  6. The **resetting switches** must be placed either on top of or on the front part of the apparatus.
  7.
    - a) For official competitions of the FIE, the **source of power** must always be batteries. The wiring of the box to be powered in this way must be designed so that it is impossible for the box to become connected by mistake to the mains supply.
    - b) All fencing salles, clubs, etc., and the organizers of training sessions or competitions involving weapons using electrical equipment, may use the current supplied by the mains on condition that they adhere strictly to the technical standards laid down on the subject by their countries and international communities.



8. a) If the **clock** is not incorporated in the electrical judging apparatus, the apparatus must have a system for linking in an external clock. This clock must be powered by electricity from a 12 volt battery. A disconnection of the wiring which links the clock to the apparatus must cause, simultaneously, the blocking of the apparatus which registers touches, in a manner which preserves what it has registered up to that point, and the stopping of the clock.
- b) To allow the apparatus to be used **when it is not connected to the clock**, there must be a switch in the interior of the apparatus which can change its operating mode (cf. [t.32](#), [m.44](#)).
9. For the **finals** of official competitions of the FIE, the clock must be equipped with a system which connects it to some external extension clocks displaying large luminous numbers, and with another system for the connection of the audible signal. These two connection systems must be separated from the circuits situated inside the central judging apparatus by means of opto-couplers (cf. [t.32](#), [m.44](#)).
10. When the cable connecting the audible-signal apparatus to the clock is **disconnected**, the audible-signal apparatus must emit a sound of between 80 and 100 decibels (measured at the center line of the strip) lasting between 2 and 3 seconds, but the central judging apparatus must not be blocked and the clock must not be stopped (cf. [t.32](#), [m.44](#), [m.51/9](#)).

#### Number and quality of judging apparatus

- m.52**
1. For official FIE competitions, the organizing committee must provide a **minimum number of electrical judging apparatus** equal to the number of strips plus at least two spare apparatus. All the apparatus must be in perfect working order, and of a type approved for the World Championships.
  2. As soon as a member federation is **selected to organize** an official FIE competition, it would do well to contact the President of the SEMI Commission immediately in order to obtain the names of manufacturers whose electrical apparatus is accepted by the Commission.
  3. The Organizing Committee usually prefers combined apparatus, which can be used for all three weapons. The Organizing Committee must choose a manufacturer who will provide good quality equipment for the smooth technical running of competitions; this equipment must be approved by the SEMI Commission.
  4. For official FIE competitions, it is compulsory that the apparatus be powered by **batteries** without any connection to the main electrical supply.

### Checking of apparatus

- m.53**
1. Having chosen the manufacturer with which it wants to deal, the Organizing Committee of a World Championship immediately advises the President of the SEMI Commission of the FIE who in turn contacts this firm to obtain, as soon as possible, a **prototype** of the desired model.
  2. The report on the **checking** of the apparatus is always returned to the manufacturer by the President of the Commission within one month of the apparatus being received.
  3. There are then two possibilities:
    - a) The proposed apparatus is accepted by the Commission, in which case the other apparatus can be manufactured like the prototype.
    - b) The apparatus does not conform to the requirements, in which case it must be modified and re-submitted to the Commission for a new examination.
  4. When all the apparatus are ready and before they are sent out, the President of the SEMI Commission must be notified, so that he can document the **checking of the apparatus** before they leave the factory. Each apparatus comes with a test report giving the different specifications concerning the registering time in milliseconds and the resistance in ohms of the external circuits before registering a non-valid touch.

The person in charge of verification ticks off every apparatus and makes a note of its number.

- m.54**
1. Before every World Championship or Olympic Games, a delegate of the SEMI Commission must check the **proper working of the apparatus** to be used and that they conform to the type registered. This is independent of the registration of the type of apparatus mentioned above (cf. [m.52](#)).
  2. The apparatus must be **made available to this delegate** at least 48 hours before the beginning of the competition.

## Chapter 2

### *Reels, Cables and Their Connections*

- m.55**
1. The maximum **electrical resistance of each wire of the reel**, measured from socket to socket, must be 3 ohms.
  2. There must be no **interruption of electrical contact** even when the reel is being rotated at full speed. To ensure this, the contact rings must have double brushes. The wire connected to the blade of the weapon will be connected to the frame of the reel.
  3. The reels must allow 20 m of cable to be **unwound** without straining the springs.
  4. The socket which terminates the reel cable, and is designed to receive the plug of the bodycord at the fencer's back, must include a **safety device** which fulfills the following requirements:
    - that it is impossible to use it unless the plug is correctly put in;
    - that it is impossible for it to become separated during the bout;
    - that it is possible for the competitor to verify that the two foregoing requirements are satisfied.
  5. The **resistance** of each of the three wires in the connecting cables must not exceed 2.5 ohms.
  6. The plugs used to **connect the bodycord** to the reel wire and the connecting cables to the reels and to the apparatus must have three pins of 4 mm diameter arranged in a straight line. The external pins must be spaced 15 and 20 mm respectively from the center pin. The bodycord and the connecting cables have plugs, the reel wires and the central electrical apparatus have sockets to them.
  7. The use of **suspended cables** instead of reels is permitted, provided that the conditions already mentioned are satisfied.
- m.56**
1. The organizers must ensure that the reels have cables of at least **20 m in length** so that they do not get ripped out in the event of a flèche made at the end of the strip.
  2. It is desirable for the **reels to be placed** close to the strips, but outside them so that fencers do not trip over them.
  3. The **cables** connecting the reels to the apparatus should be of the three core type and be covered with rubber or plastic to protect them from humidity and blows.

4. Conductive strips **should be grounded** through the center of the strip.
5. Those in charge of checking equipment during competitions must have a simple and practical device at their disposal to allow them to **check quickly** that there are no breaks or short-circuits in the three wires of the reels.

## *Chapter 3*

### *Conductive Strips*

- m.57**
1. The **conductive strip** must be made from metal, metallic mesh or some substance that is conductive. The resistance of the strip, from one end to the other, must not exceed 5 ohms.
  2. The conductive strip must **cover** the whole of the length and breadth of the strip including its extensions, in order to neutralize floor touches.
  3.
    - a) When the strip is mounted on a **platform** the conductive surface must cover the whole width of the platform.
    - b) The platform must not exceed **50 cm in height**, and must be wider than the fencing strip itself by at least 25 cm on each side. Each end of the podium must be equipped with a **gentle slope** right down to ground level.
  4. Because the amount of wire which the reels can carry is limited, the conductive strip is designed for use on a **strip 14 m long**; an extension of 1.50–2 m is added at each end of the strip to allow the fencer crossing the rear limits of the strip to retire on an even and unvarying surface. The conductive strip must therefore have a length of 17–18 m.
  5.
    - a) It is preferable to lay the conductive strip on a **wooden base** with some flexible material between. It must be provided with some device which enables it to be kept well stretched.
    - b) The wooden bases are **12–15 cm** above ground level. Their sides must not be sloping.
    - c) It is preferable to have a **metal strip**, screwed down if possible, which will keep down the edges of the conductive strip along the entire length of the base on both sides.
    - d) Strips made of **metallic mesh** must never be placed directly on a floor of reinforced concrete or tiles.
  6. The **paint** used to draw the lines on the conductive strip must not prevent its electrical conductivity, so that a touch made on it at a point where a line occurs is also neutralized.
  7. The organizers must have equipment for the immediate **repair** of the strip available on the spot.

8. There must be no roller or any sort of **obstacle** at the ends of the conductive strips which could prevent the fencers from retreating normally.

*Chapter 4*  
*Source of Electrical Current*

- m.58** 1. The apparatus must be based on a **12 volt supply** ( $\pm 5\%$ ) or, if the sources of current for each side of the apparatus are separate, on 2 x 12 volts or 2 x 6 volts. (The separation of the supply for each side of the apparatus is recommended because it can simplify a number of problems met in the construction of apparatus for foil.)
2. The apparatus may include warning lights to indicate that it is switched on. Such lights should be colorless.
3. If the apparatus is constructed to operate with **dry batteries**, it must be equipped with a voltmeter or some other device enabling the power in the batteries to be checked at any moment. However, the apparatus must always be **equipped with a socket**, as described above, to allow them to be powered by batteries.
4. Generally, there should be two batteries available per apparatus: 12 volt car batteries are used, of 60 or 90 amps/hour.

## *Chapter 5*

### *Extension Lamps*

- m.59**
1. a) **Extension lamps** outside the apparatus are obligatory for the official competitions of the FIE.
    - b) The lamps should be placed at a minimum of **1.80 m** above the strip. (When the fencers fence on a 0.50 m high podium, the extension lamps must be 2.30 m above ground.)
    - c) The extension lamps signaling **valid touches** are colored, one red, the other green, and they should if possible be of 150 watts.
  2. a) The **white lights** indicating non-valid touches may be of only 75 watts.
    - b) The two lamps of the same group must not be **further apart** than 15 cm and each group must be at least 50 cm from the other.
  3. **The white and colored extension lamps** must be arranged on either side of the apparatus, either horizontally or vertically, and must be visible from all directions (cf. [Appendix B](#), paragraph A.1.(a).2).
  4. Lamps recording the **number of touches** scored may not be located alongside the extension lamps.
- m.60**
1. The exterior lamps of high intensity may be connected to the main electrical supply, but in this case the signals of the recording apparatus have to be separated from the circuits of these lamps by phototransistors or by opto-couplers.
  2. Visual indicators recording the **number of touches** scored by each fencer are obligatory. These illuminated indicators may operate direct from the main electrical supply.
  3. For World Championship and Grand Prix finals and Masters, it is obligatory to make use of a **display board** of the type shown in the drawing in [Appendix C](#), providing instantaneous information on the fencers' names, the score, the time and other matters necessary for a good understanding of the bout.
  4. This scoreboard must, if possible, be used for **A Grade finals** as well.



## APPENDIX A TO THE MATERIAL RULES

### Manufacturers' Safety Standards for Fencers' Weapons, Equipment and Clothing

Fencing material used at an official FIE competition and featuring the FIE emblem must, without exception, have obtained a certificate of homologation delivered by the FIE SEMI Commission to the manufacturer concerned, certifying that his fencing material complies with FIE Rules.

The following is the material that manufacturers must submit to the SEMI Commission, subsequent to a request in writing for homologation and the authority to mark with the FIE emblem: apparatuses for the signaling of touches, blades, foil and épée points, masks, jackets and knickers, protective plastrons.

To obtain the FIE homologation of a strip, the manufacturer concerned must contact the SEMI and submit a file requesting homologation, including all technical characteristics, and a sample of the strip (30 cm wide x 40 cm long). If the analysis is positive, the SEMI will issue a homologation certificate authorizing the manufacturer to mark the strip (from the date of the delivery of the certificate) with the FIE emblem.

For the homologation file of their fencing material to be completed, manufacturers must answer any SEMI requests for information regarding the homologation.

When the SEMI Commission has received the file requesting homologation, including the manufacturer's samples and the reports of the different tests (from the institutes CRITT, Denkendorf and IFTH for clothing, under-plastrons and masks; and CRITT, Sofranel and Visti for blades), if the analysis is positive they will issue a homologation certificate authorizing the manufacturer to mark his future production (from the date of the delivery of the certificate) with the FIE emblem.

The SEMI must be informed of any modification whatsoever that has the effect of causing non-conformity with the samples provided for the original homologation.

Obviously the manufacturer must wait for written confirmation of the SEMI Commission's agreement to the proposed modification before launching the new production.

The FIE emblem is a registered trademark. The fact that a piece of equipment carries the FIE emblem attests that the latter has been manufactured in accordance with the prescriptions of the Safety Norms and the Rules of the FIE.

## WEAPONS

### *BLADES*

#### *SPECIFICATION FOR THE MANUFACTURE OF FENCING BLADES*

##### **1. Purpose**

This specification refers to the steel that may be used for the construction of blades for fencing, its quality, its manufacturing process, the controls and tests to be conducted.

##### **2. General conditions**

The steel used for the manufacture of fencing blades must have the ability to withstand high levels of exertion, a high degree of resistance to breaking and a low susceptibility to corrosion.

##### **3. Characteristics of the material**

The structure of the steel, after treatment and manufacturing processing to obtain the finished product, must be smooth and homogeneous.

Faults in the interior or on the surface of the finished product itself are not permitted.

Having definitively established the type of steel being used, the appropriate heat treatments are compulsory.

##### **3.1. Mechanical characteristics**

The mechanical characteristics of the steel, after heat treatment, must conform to the requirements in [Table I](#).

Table I. Mechanical characteristics of steel

Rp 0.2 N/mm <sup>2</sup>	Rm N/mm <sup>2</sup>	A %	Z %	KCU Joule/cm <sup>2</sup>	KIC Mpay m	HV
≥ 1900	≥ 2000	≥ 7	≥ 35	≥ 30	≥ 120	≥ 500

### 3.2. Chemical analysis

The allowable limits of the composition of the different elements and impurities for the different types of steel are listed in [Table II](#).

Table II. Chemical composition (in percentage terms)

Element	Type of steel		
	GMG	*	*
C	≤ 0.03		
S	≤ 0.0005		
P	≤ 0.005		
Si	≤ 0.10		
Mn	≤ 0.10		
Cr	≤ 0.50		
Ni	18 - 20		
Mo	4 - 5		
Cu	≤ 0.30		
Sn	≤ 0.005		
Al	0.05 - 0		
B	≤ 0.003		
Co	8 - 13		
Ti	0.5 - 2.0		
Ca	0.005		
Zr	≤ 0.02		

\* Types of steel still the subject of experiment must be included in this table, as they must conform to the characteristics detailed in [point 3.1](#) of the specification.

The FIE has accepted the use of non-Maraging steel of the following types for the manufacture of épée blades:

- 45Si7, 45Si Cr Mo, 45 XH2 MFA.

Blades made with these steels must, obviously, comply with the cycles of resistance to fatigue established by the SEMI.

### 3.3. Manufacturing process

The products must be subjected to a manufacturing process corresponding to those indicated for the different types of steel in [Table III](#).

Table III. Manufacturing process

Type of steel	Process
GMG	<ol style="list-style-type: none"> <li>1. Forging at temperatures between 1150°C and 950°C</li> <li>2. Air-cooling with the blades spaced apart</li> <li>3. Mechanical machining (removal of extra thickness by reworking)</li> <li>4. Homogenization at 950°C ± 10°C for 1 hour</li> <li>5. Immersion heat treatment at 820°C ± 10°C for 1 hour</li> <li>6. Air-cooling with the blades separated</li> <li>7. Ageing at 480°C for 9 hours</li> <li>8. Air-cooling with the blades separated</li> <li>9. Tempering</li> </ol>
*	
*	

\* Types of steel still the subject of experiment must be included in this table, as they must conform to the characteristics detailed in [point 3.1](#) of the specification.

#### 4. Tests and examinations (material)

The tests and examinations to which the steel must be subjected are as follows:

- Chemical analysis
- Traction test
- Ductility tests
- Fracture resistance tests

##### 4.1. Chemical analysis

The sample must have a minimum mass of 50 g. The chemical composition in percentage terms must conform to that laid down in [Table II](#) for the corresponding type of steel.

##### 4.2. Traction test

The test must be conducted on a test sample of circular section whose dimensions are indicated at the end of this Appendix ([Figure A.8](#)), taken from materials that have been subjected to the same heat treatment as specified for materials for the manufacture of the blades.

The tensile strength values must conform to those laid down in [Table I](#).

### 4.3. Tensile test

The test must be conducted on a test sample with a groove in the form of a V, whose dimensions are indicated at the end of this Appendix ([Figure A.8](#)), taken in the longitudinal direction from materials that have been subjected to the same heat treatment as specified for materials for the manufacture of the blades.

The value must conform to that laid down in [Table I](#).

### 4.4. Test of fracture toughness, KIC

The KIC value of the steel must be measured by traction on a CT sample which has the dimensions indicated at the end of this Appendix ([Table VIII](#)), made from materials subjected to the same thermal treatment as required for the blades, notched mechanically initiating a fatigue crack at the apex of the notch. The test must be conducted according to the methods indicated by the standard ASTM E 399. The value must conform to that laid down in [Table I](#).

In cases where it is not possible to obtain a CT sample, the factor of increasing levels of dynamic loading (KId) may be determined instead of the KIC value.

The test must be conducted on ductility samples with a groove in the form of a 'Charpy V', with dimensions as indicated at the end of this Appendix ([Table VIII](#)).

The results must conform to the reference standards.

## 5. Characteristics of the finished product

### 5.1. Shape

The blades, classified according to the type of weapon, must have the shapes indicated in [Appendix A](#) and satisfy the conditions established by the FIE Rules.

### 5.2. Surface defects

The blades must be free of surface faults which could compromise their use (folds in lamination, cracks, splinters, decarbonization).

### 5.3. Surface roughness

At the conclusion of their manufacturing process the blades must be subjected to finishing, to ensure a surface roughness of  $\leq 0.1$  mm. The grinding marks must only extend in the longitudinal direction of the blade.

## 6. Tests and examinations (finished product)

The tests and examinations to which the steel must be subjected are as follows:

- Chemical analysis
- Traction test
- Ductility test
- Test of fracture toughness, KId
- Hardness test
- Microscopic examination of the structure
- Corrosion test
- Non-destructive control
- Fatigue resistance test

### 6.1. Chemical analysis

The sample must have a minimum mass of 50 g. The chemical composition in percentage terms must conform to that laid down in [Table II](#) for the corresponding type of steel.

### 6.2. Traction test

The test must be conducted on a sample of circular section, taken from the blade, whose dimensions are indicated at the end of this Appendix ([Figure A.8](#)).

The values of the tension characteristics must conform to those laid down in [Table I](#).

### 6.3. Tensile test

The test must be conducted on a sample taken from the blade, without notches, whose dimensions are indicated at the end of this Appendix ([Figure A.8](#)). The value must conform to that laid down in [Table I](#).

### 6.4. Test of strength at the fracture point, KId

The KId value must be established by testing on the traction test samples with a groove in the form of a 'Charpy V', with dimensions as indicated at the end of this Appendix ([Table VIII](#)).

The results must conform to the reference standards.

### **6.5. Hardness test**

The hardness of the material, determined on the exterior surface of the finished product, must conform to that laid down in [Table I](#).

### **6.6. Microscopic examination of the structure**

The examination must be carried out at 500 magnifications on a sample taken from the blade.

The structure submitted must be smooth and homogeneous, conforming to grain dimensions of 7–8 microns in accordance with the standard of reference and corresponding to that resulting from the heat treatment specified in [Table III](#) for the corresponding type of steel.

### **6.7. Non-destructive control**

Before being put on the market, all blades must be subjected to a non-destructive control, using an electromagnetic apparatus employing Foucault currents, to explore for surface and below-surface faults. This control is compulsory, and must be carried out over the entire surface of the blade.

### **6.8. Alternate bending test (optional)**

In order to examine the behavior of blades and the effects induced on the material when the blades are deformed in a plastic manner by the method of alternate bending, new blades selected at random and supplied from actual production lots must be subjected to test using the special equipment indicated in the Appendix.

The test consists of making a section of the blade bend plastically, in one direction with a radius of inflexion of 60 mm, in the opposite direction with a radius of inflexion of 100 mm, in order to obtain an approximate straightening.

The section of blade involved in the test must be approximately 155 mm long, of which 60 mm from the point must not sustain any deformation.

A cycle consists of one bending plus one straightening. The result of the test is represented by the number of cycles completed before the blade breaks.

To check safety conditions during the normal use of blades, the samples tested must be subjected to a series of alternate bendings at a frequency of not more than 1 Hz (1 Hz = 1 cycle per second), verifying that the blade does not break before:

- 400 cycles for foil;
- 150 cycles for épée,

when the cycles have been conducted in accordance with the method described above.

## **6.9. Fatigue resistance test (by bending or cyclical buckling)**

In order to examine the behavior of the blades during normal fencing activity, the blades to be tested must undergo a test of their resistance to metal fatigue, with a special apparatus, either mechanical (Baiocco model) or pneumatic (Husarek/Sofranel model). Plans of these two machines may be obtained, on demand, from the SEMI Commission.

The test consists of bending the blade without exceeding the limit of elasticity of the material, i.e., to the point where a bend of approximately 220 mm is reached, corresponding to a shortening of the blade by approximately 250 mm, and then allowing it to straighten.

The test machine must be able to allow the bending and straightening of the blade at a frequency of 1 Hz (1 Hertz = 1 cycle per second).

The test benches are designed to reproduce the stresses to which a blade is subjected in normal fencing activity. The stresses do not go beyond the limits of the elasticity of the blades; a permanent deforming of the blade should not take place. The number of bends to which a blade is subjected before breaking defines its resistance to metal fatigue.

The test benches can be used for bending either without impact (with the end of the blade attached to a revolving support) or with impact (with the end of the blade unattached).

The test should continue until the blade breaks. For the result to be acceptable, it must be ascertained that the blade does not break before:

- 18,000 cycles for foil blades;
- 7,000 cycles for épée blades.

## **6.10. Evaluation (in percentage terms) of the surface of the progressive fracture**

The surface of the fracture obtained at the moment of breaking in the test in points 6.8 and 6.9 above must be analyzed in order to measure the extent of the surface over which the rupture has developed progressively.

The measure must be expressed as a percentage of the surface of the entire section subject to the test.

The acceptability of the mechanical characteristics of the blade is confirmed when the measured percentage value is not lower than 15% for foil and 6% for épée.



## 7. Results of tests and examinations

For each of the tests and examinations detailed in point 6 the results must comply with the following table.

Table IV. Results of tests and examinations

Point of reference	Examination or test	Results
4.1, 6.1	Chemical analysis	Must conform to <a href="#">Table II</a>
4.2, 6.2	Traction test	Must conform to <a href="#">Table I</a>
4.3, 6.3	Tensile test	Must conform to <a href="#">Table I</a>
4.4, 6.4	Test of fracture resistance	Must conform to <a href="#">Table I</a>
6.5	Hardness test	Must conform to <a href="#">Table I</a>
6.6	Microscopic examination of structure	Must conform to <a href="#">point 6.6</a>
6.7	Non-destructive test	Must conform to <a href="#">point 6.7</a>

## 8. Marking

The identification mark of the manufacturer and the date of manufacture (year and month) must be applied on each blade by cold-stamping near the entry into the guard, to a maximum depth of 0.5 mm.

Note: All the standards may be modified. It is therefore important that manufacturers of blades are absolutely sure that they are in possession of the latest edition or of the latest update page.

EQUIPMENT  
STANDARDS FOR THE MANUFACTURE OF FENCING MASKS

**2.1. MESH OF FENCING MASKS**

**STANDARDS FOR THE MATERIALS FOR THE MESH OF FENCING MASKS**

**1. Purpose**

These specifications concern the technical quality of the round cold-drawn wire of carbon stainless steel intended for the manufacture of the mesh of fencing masks, the processes of its production, and the controls and tests to carry out in its use.

**2. General conditions of raw material**

The steel intended for the manufacture of the mesh of fencing masks must possess excellent qualities of strength and a high level of elasticity and plastic deformation, as well as a very good resistance against corrosion.

**3. Materials**

**3.1. Chemical composition**

The composition of the machined wire to be used to manufacture the wire complying with the present rules, depending on the type of steel chosen, must include the following, in percentage terms.

Table V. Chemical composition

Element	Type of steel		
	304	304 L	321
C	0.03-0.06	< 0.03	< 0.08
Mn	< 2	< 2	< 2
Si	< 1	< 1	< 1
P	< 0.04	< 0.04	< 0.04
S	< 0.03	< 0.03	< 0.03
Cr	18-20	18-20	17-19
Ni	8-10.5	9-12	9-12
Ti	-	-	5 x Cmin (< 0.8)

For information, some of the most widely used types of steel are shown above; they satisfy more or less the following defined standards:

- EURONORM 88-71 (EEC)
- UNI 6901-71 (Italy)
- AFNOR NF A 35-572 (France)
- DIN 17440 (Germany)
- BSI PD 6290 (Great Britain)
- MNC 900 E (Sweden)
- JIS G 4306-1972 (Japan)
- GOST 5632-61 (Russia)

### 3.2. Processing the steel and manufacturing the wire

The method of processing of the steel is entrusted to the supplier. The hot processing to obtain the machined wire must be such that it can ensure a high level of consistency in the materials and an absence of discontinuity and of faults in the interior and on the surface of these same materials.

The process of cold wire drawing, to reduce the section in order to obtain the desired diameter, must provide for adequate intermediate tempering for the manufacture of the tempered materials. In any case the last step of the wire drawing must be preceded by a chemical solution treatment at 1050–1100°C (stainless steel tempering) for types 304 and 304 L or a stabilization treatment at 850–900°C for type 321.

The last step of the cold wire drawing must involve a hardening process defined commercially as approximately 1/4 hard (H4), with a corresponding reduction in section of  $\leq 15\%$  and carried out in such a way as to ensure the materials possess the minimum values of the mechanical characteristics indicated in [point 3.4.2](#) of this specification.

### 3.3. Dimensions of the wire and tolerance

Table VI. Dimensions and tolerance

Diameter (d) (mm)	Tolerance * on d (mm)	Section (mm <sup>2</sup> )	Weight per 1000 m (kg)
1.0	$\pm 0.02$	0.725	6.28
1.1	$\pm 0.02$	0.950	7.50

\* The lack of roundness of the wire must not exceed half the tolerance.

Intermediate values of the diameter of the wire are allowed on condition that they conform to the tolerances indicated.

### 3.4. Conditions of supply

#### 3.4.1. State in which supplied

The wire must be supplied bare with a polished surface: The surface must not show any faults such as scratches, pock marks or other imperfections.

#### 3.4.2. Mechanical characteristics

The values of the mechanical characteristics of the wire which are established at an ambient temperature by the traction test indicated in [point 4.1](#) must be higher than the minimum values shown in [Table VII](#).

Table VII. Mechanical characteristics

Combined loading of breakage	Combined loading of gapping at a proportionality of < 0.2%	Stretching at breakage
R (N/mm <sup>2</sup> ) min 700	Rp(0.2) (N/mm <sup>2</sup> ) min 700	A <sub>50</sub> (%) min 18

## 4. Tests and examinations

### 4.1. Traction test

This test must be conducted on samples obtained directly from the wire and in accordance with the conditions indicated by the standards of each country.

### 4.2. 180° bending test

The test consists of bending the wire to 180° on a 2 mm diameter mandrel. After the test the wire must not show any small cracks at the point where the bend occurs.

### 4.3. Micrographic examination of the structure

The examination is conducted on a cross-section of the wire (encased in sufficient resin) at a magnification of x 200 – x 500 after polishing and etching with 10% oxalic acid in accordance with the ASTM 262-70 standard or equivalent.

In practice you should observe a stainless structure with martensite bands; in any case no chrome carbon precipitates may be present on the grain boundaries (see the acceptable structure, in accordance with the ASTM standard already mentioned: 'steep structure').

## 5. Documents

For the product corresponding to these rules the following documents must be delivered by the manufacturer:

- certificate of conformity of the chemical composition;
- certificate of control of the mechanical characteristics and the results of the bending test and the micrographic examination.

## 2.1.2. TRANSPARENT MASKS

### 1. General

The FIE in its standard practices has established the possibility for fencers to use either traditional masks made with metallic trellis or transparent masks.

These transparent masks can be of two types:

- composite masks, made using traditional masks, of which a part of the front trellis has been replaced by a visor of transparent plastic;
- masks made entirely of plastic, of which the front part must be transparent.

Currently only composite masks have been accepted by the FIE.

### 2. Manufacturing norms for transparent masks

The norms are, at present, valid only for composite masks.

The starting point is a metallic trellis mask; into the front part of the trellis, at eye level, a window is made by cutting the trellis to a width that may reach as far as the lateral part of the trellis and to a height that may not exceed 12 cm.

The window must be rimmed by a metallic frame of stainless steel, made of two superimposed sections, of which the first is to be soldered to the trellis and the second fixed to the first by bolts.

The transparent visor made of polycarbonate (Lexan) will be placed between the two parts of the frame.

Care must be taken that:

- The thickness of the steel gauge of each part of the frame must be between 0.8 mm and 1.0 mm.
- The edges of the frame which holds down the transparent visor must not be sharp (cutting) and must adhere to the trellis, without any perceptible projections.
- The part of the frame that is soldered must be fixed to the trellis before the window is cut, to ensure that the shape of the mask is not altered when the wires of the trellis are cut.
- The bolts fixing the two parts of the frame must not project beyond the nuts into which they screw.

- The polycarbonate transparent visor (Lexan) must have a minimum thickness of 3.0 mm, and a protective layer against damage to the outside surface is recommended.
- The visor must not have any holes in it, must be shaped when hot, and placed in its location in the frame, under no pressure, when cold and, therefore, without being in any way 'stressed'.
- There must be provision for an anti-condensation system on the inside of the visor, or Lexan treated to this end must be used.
- Because of the damage caused to transparent visors during fencing competitions, it is essential that fencers are able to change the visor of their masks simply and easily.
- The padding of the mask must be reduced as much as possible, using any system which will provide a circulation of air virtually equivalent to that of the traditional mask.
- The total weight of the mask must not exceed 2 kg.

### **3. Safety standards**

All transparent visor masks must provide a high level of safety for fencers. They must therefore comply with very severe standards and in particular:

- The whole structure of the mask must be rigid and not be distorted as a result of violent shocks.
- The metallic mesh and the bib must have the same strength characteristics as those of traditional masks.
- Because of ageing of the plastic material, the polycarbonate visor must only be used for two years after its manufacture and, therefore, the date of manufacture (year and month) must be indicated on it very clearly.
- To avoid degrading the polycarbonate, all contact with chemical agents that can damage the material must be prevented; in particular, any presence of PVC is unacceptable.
- The mask should be kept in a protective bag and it is desirable to avoid putting the mask in the fencing bag (and hence in the aircraft hold) during airplane journeys, but rather to keep it in hand luggage.

## 4. Homologation of transparent masks and test methods

Before being put on sale and used, all transparent visor masks must be approved and homologated by the SEMI.

### 4.1. Homologation

To obtain FIE homologation, the manufacturer must send his masks to one of the following three institutes: In Germany "Denkendorf"; in France CRITT or IFTH. The institute will conduct penetration resistance tests on the metallic trellis and the visor in accordance with the CEN norms (e.g., Norm EN 13567).

If the test results are positive, the constructor must send two examples of the mask to be homologated, together with the Institute's certificate, to the headquarters of the SEMI in Lisbon, for the violent-shock tests.

If this result is also positive, the SEMI will issue the homologation certificate to the manufacturer, and the mask may be put on sale and used at official FIE competitions.

### 4.2. Violent-shock testing

Transparent visor masks must satisfy either the norms established by the CEN Special Commission (cf. the paragraph on masks) or the additional norms established by SEMI relating to resistance to violent shocks.

Therefore, in addition to the tests for resistance to penetration on several parts of the mask as provided for by CEN norms, there is a need for a further test of the resistance of the entire mask to violent shocks, which might occur as a result of impact with the head or the guard of the opposing fencer.

This test will be carried out in the following manner.

#### 4.2.1. Equipment for the test

The machine to be used must provide for a striker, of variable but known weight, to fall from a height which is also variable, up to a maximum of 2 m.

Fixed to the striker there must be a rod, made of tempered steel, ending in a head in the form of a sphere, with a diameter of 20 mm +/- 0.3 mm.

The rod must be 40–50 mm long and provided with a means of attaching it (normally a thread) to the drop test machine (see [Figure A.1](#)).

An appropriate support for the mask must be provided on the base of the test apparatus, to hold the mask firmly during the tests.

On the base of the apparatus, in effect, sliding structures must be in place that can be fixed in an established position, so as to form a sort of rigid box within which the mask is held (see [Figure A.2](#)).



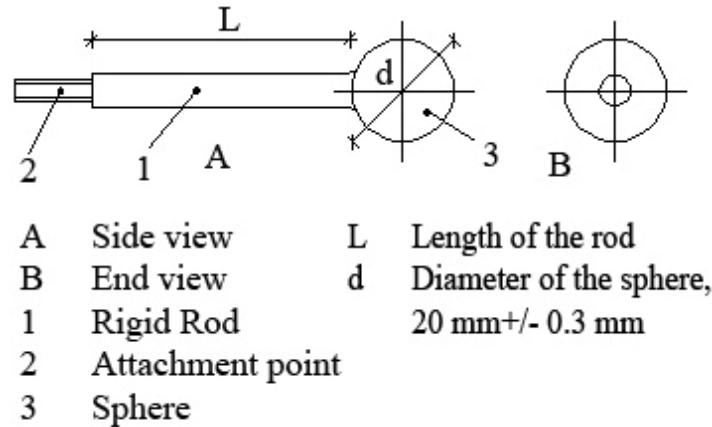


Figure A.1. Test rod

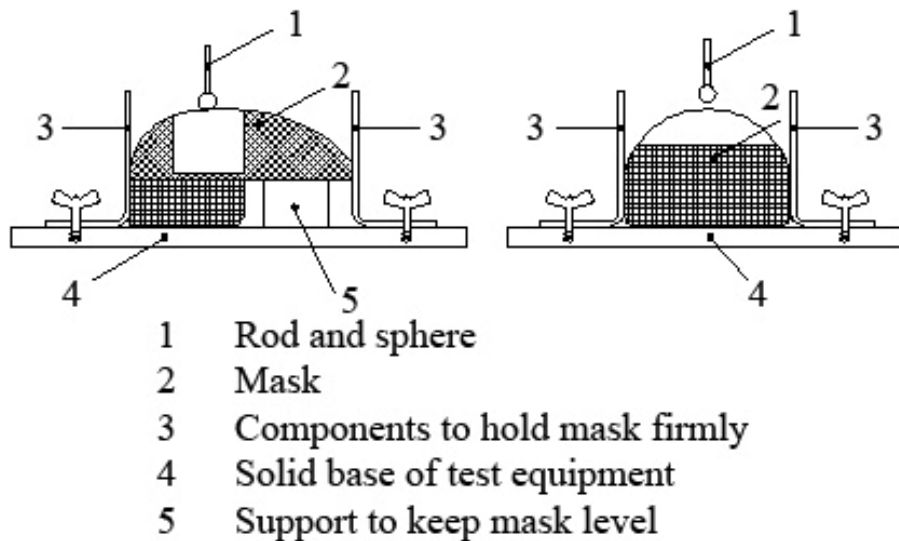


Figure A.2. Method of fixing the mask

#### 4.2.2. Drop equipment

The equipment to be used must allow a guided mass weighing between 3 kg and 5 kg to drop from variable heights to achieve a maximum speed of between 5 and 6 m per second at the moment of impact of the striker on the sample to be tested.

A means must be arranged for stopping the drop weight, with the aim that only the rod with the spherical end touches the mask, and not the weight.

The releasing mechanism of the striker must be controlled in such a way as to ensure the same starting conditions, whatever the height of the drop.

The rod, as already specified in [4.2.1](#), must be fixed to the drop weight.

#### **4.2.3. Sample to be tested**

The sample to be tested must be the complete mask, but without the bib and the trimmings.

The mask must be placed on the base of the test apparatus, with the front part turned uppermost.

#### **4.2.4. Successive test cycles**

The tests must be conducted in the following order:

1. first test on the visor with the impact point of the sphere on the center of the mask and on the line crossing the center of the visor;
2. second test on the same point.

#### **4.2.5. Procedure**

1. Fix the mask onto the base of the machine and the rod with the impact sphere onto the drop weight of the drop test apparatus.
2. Place the mask in a such a way as to align the impact point on the mask's visor with the center of the sphere.
3. Prepare the drop weight for a total weight of 5 kg +/- 0.03 kg, including the rod and the impact sphere.
4. For the first test, raise the drop weight to a height that gives a distance between the sphere and the point of impact on the mask visor of 1600 mm +/- 10 mm, corresponding to a drop energy of 80 joules.
5. Allow the drop weight to fall onto the mask.
6. For the second test, raise the same drop weight to a height of 1800 mm +/- 10 mm, corresponding to a drop energy of 90 joules.
7. Allow the drop weight to fall onto the mask.

#### **4.2.6. Test result**

The result of the test is considered positive if the mask resists the two tests without either deformation or damage to the visor itself, or to the frame fixing the visor to the metal trellis.

Only a small impression on the polycarbonate visor, at the point of impact of the test sphere, is acceptable.

### **2.1.3. MASKS THAT ARE COLORED OR DECORATED WITH DRAWINGS**

Masks may feature colored designs, on condition that they are approved by the FIE Executive Committee at least 30 days before being used for the first time in an official FIE competition.

*In USA Fencing events, masks may feature colored designs on condition that they are approved on the sole and absolute discretion of the Head Referee. This decision may not be appealed at that event.*

## **2.2. SHAPE, DIMENSIONS AND METHODS OF PRODUCTION OF THE ELEMENTS OF FENCING MASKS**

### **TECHNICAL SPECIFICATION FOR THE MANUFACTURE OF FENCING MASKS**

#### **1. Purpose**

These technical specifications concern the shape, the dimensions, the methods of production of the essential constituent elements of protective fencing masks, as well as the technical quality of the materials intended for their manufacture.

#### **2. General conditions**

All the materials of which fencing masks are made and the corresponding manufacturing processes must ensure an excellent mechanical resistance, a high degree of visibility and comfort for the fencer and a sufficient resistance to wear and tear and ageing.

#### **3. Shape and dimensions of masks**

The shape of masks is indicated schematically in [Figure A.3](#) (viewed from the front, from the side and from above). The dimensions of the frontal grille depend on the dimensions of the mask. Those of the side grille must be as follows: the height corresponding to 3/4 that of the front grille; the width being between 10 and 12 cm.

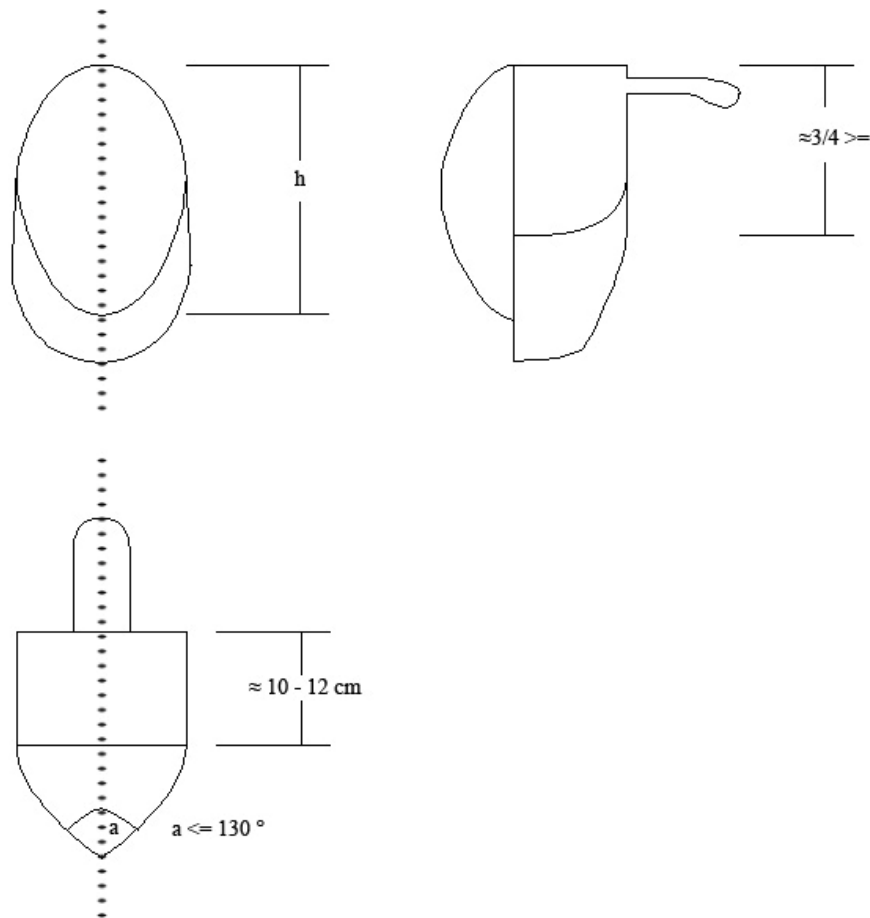


Figure A.3. Design of masks

#### 4. Essential constituent elements

The essential elements of the mask, as shown in [Figure A.3](#), are:

- a) frontal grille protecting the face;
- b) lateral grille protecting the neck and the nape of the neck;
- c) strip for reinforcement and to connect the grilles;
- d) bibs.

The other parts, such as the interior protecting facings, padding, elastic bands and the safety retaining devices, whose production is entrusted to the manufacturer, must entirely conform to the conditions required for their use.

In particular, the rear fixing device must ensure that the mask is located in the correct position on the fencer's head and that it remains in a perfect position, even after blows or shocks.

#### **4.1. Front and side mesh**

The mesh must be made of woven material with a square aperture, with an opening of 1.9 mm, made entirely of round stainless steel wire CrNi 18-10 (the technical quality of the wire for which is addressed in [Table V](#)).

In the curved zone of the grille the presence of mesh with an opening greater in size than that specified is permissible, on condition that it does not exceed 2.1 mm. The frontal grille must form an interior angle of  $\leq 130^\circ$ , corresponding to the fold of the center line.

#### **4.2. Junction of the frontal and lateral mesh to the reinforcement band**

The joining of the frontal mesh to the lateral one, by the reinforcement band, can be accomplished by a mechanical joining (for example metal wire stitching, use of rivets), or by solder.

In the case of solder, which in any case must be done using the usual techniques for stainless steel, the operation must be completed by a careful mechanical polishing of the soldered area, to eliminate slag and residues. The mesh must be entirely covered in paint with a polymer base. Any heat treatments to harden and stabilize the painting must be carried out at a temperature of  $\leq 400^\circ\text{C}$ .

#### **4.3. Bibs**

The bib must be formed from several layers of cloth firmly fixed to each other, of which at least one on the inside must be made of Kevlar fiber or a similar substance; in any case the cloth so formed must ensure a high degree of resistance to penetration equal or greater than 1600 Newton, to be tested by the methods described in [3.1](#), below; it must also hinder the forming of stiff creases or the rolling up of the bib itself.

The bib must be fixed to the exterior of the grille starting from the reinforcement band onwards and extending as protection for the neck for a total height of the order of 10–12 cm.

### **5. Test and certificates**

For each model and production series of masks, the manufacturer will send three examples to the SEMI Commission for testing that the mask conforms with the present specifications, as well as photocopies of the certificates delivered by the manufacturer of the mesh.

In the case of a positive result of this test, the manufacturer can place next to the manufacturing mark the following information: 'Conforms with standard ... of the FIE' ('conforme à la norme ... de la FIE').

## CLOTHING

### 3. STANDARDS FOR THE MANUFACTURE OF CLOTHING

For the manufacture of fencing clothing it is obligatory to use material which is able to resist perforation by a force of at least 800 Newtons. This resistance must be verified by the tests defined in the following paragraphs.

#### **3.1. RESISTANCE OF CLOTH AGAINST PERFORATION**

#### **STANDARDS FOR TESTING THE RESISTANCE OF CLOTH AGAINST PERFORATION**

##### **1. Generalities**

The method which is the subject of this standard is intended to determine the resistance against perforation of cloth used to make up fencing uniforms.

The perforation load is defined as the maximum value of impact registered before the sample of cloth is perforated by the test probe: the load is expressed in Newtons or else in kilograms of force to one decimal place.

##### **2. Methods of conducting the test**

**2.1.** The test takes place using a high speed dynamometer (as, for example, the INSTRUM 1273 apparatus) fitted with a moving test probe 3 mm long, with a square section, a pyramidal head and an angle at the tip of 120° (see [Figure A.4, section A](#)); this probe must be made of high speed or super high speed steel, with a length of 70 mm, of which at least 50 mm juts out from the holding device (see [Figure A.4, section B](#)).

**2.1.1.** The travel of the point must be perpendicular to the surface of the cloth during the course of the test.

**2.1.2.** The speed of the probe during the test component of its travel must be more than 6 m/s.

**2.2.** The test must be conducted in a place where the temperature is 20–25°C and with a relative humidity of 50–55%.

**2.3.** The samples for the test must be taken from a piece of cloth around 50 cm high, free of faults and obtained at random at a distance of at least 2 m from the ends.

The samples must be square in shape with sides of 14–15 cm and they must be fixed on a device with a double vice (see [Figure A.5](#)) while leaving a section of 50 mm diameter free for the test.

In the case of fabrics made of several separated layers of cloth, a continuous seam must be sewn along the sides of the square of material which constitutes the sample.

**2.4.** The samples of cloth must be brought to the area where the test will take place at least two hours before the test.

**2.5.** During the test the force applied by the probe must be registered under the proper conditions of temperature and humidity. The end of the scale for measuring the forces must not be more than 5000 Newton (with a tolerance of  $\pm 5$  Newton).

**2.6.** For each cloth, at least three samples must be tested, taken at random from the piece of cloth.

### **3. Results**

The following data must be shown on the certificate confirming that the test has been carried out:

- a) The name of the company applying, type and brand of cloth;
- b) The maximum force at the point of penetration for each sample and their average, and the comparative graphic traces of the test;
- c) The type of dynamometer used, the type and speed of the probe in the test component of its travel, and the conditions of the test (temperature and relative humidity).



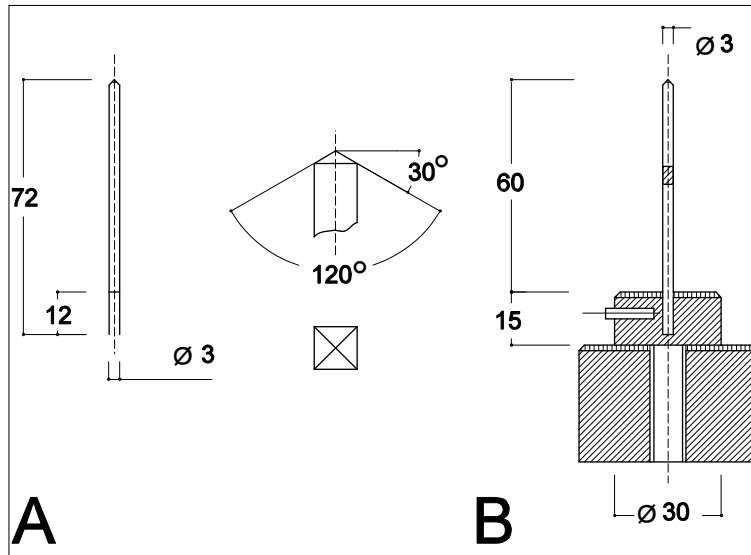


Figure A.4. High speed dynamometer for test of cloth resistance to perforation

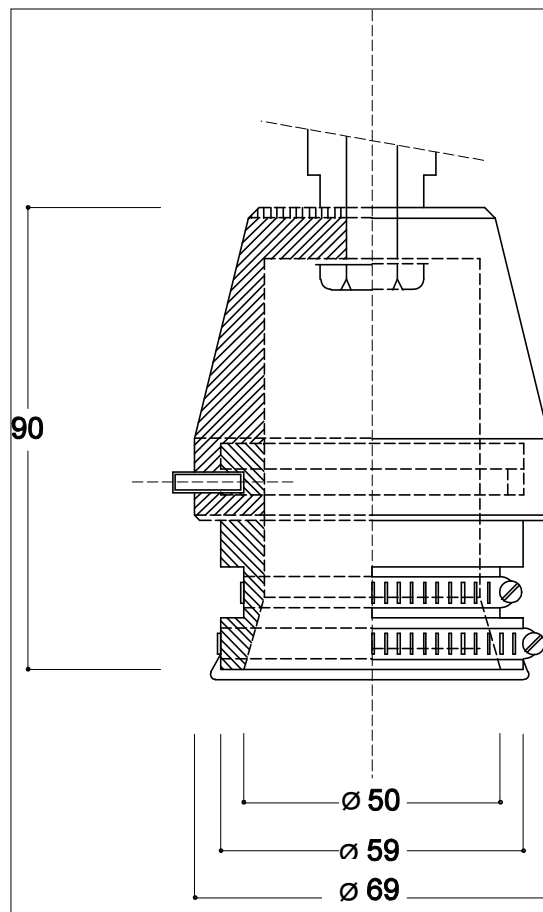


Figure A.5. Fixing device for test of cloth resistance to perforation

### 3.2. PARTS OF THE FENCER THAT IT IS VITAL TO PROTECT

*Extract from the Minutes of the Medical Committee of the FIE*

After discussion the Medical Committee considers that the following ought to be considered as 'parts that it is vital to protect' (see [Figure A.6](#)).

– **Above**

The plastron, which is included in the jacket, must protect the neck under the bib (overlapping with this latter), the two hollows above and below the collar bone, the region surrounding the armpit of the weapon arm, and that covering the heart.

– **Below**

Protection included in the trousers must cover the abdomen, the groin and the genital organs (by means of a protective cup).

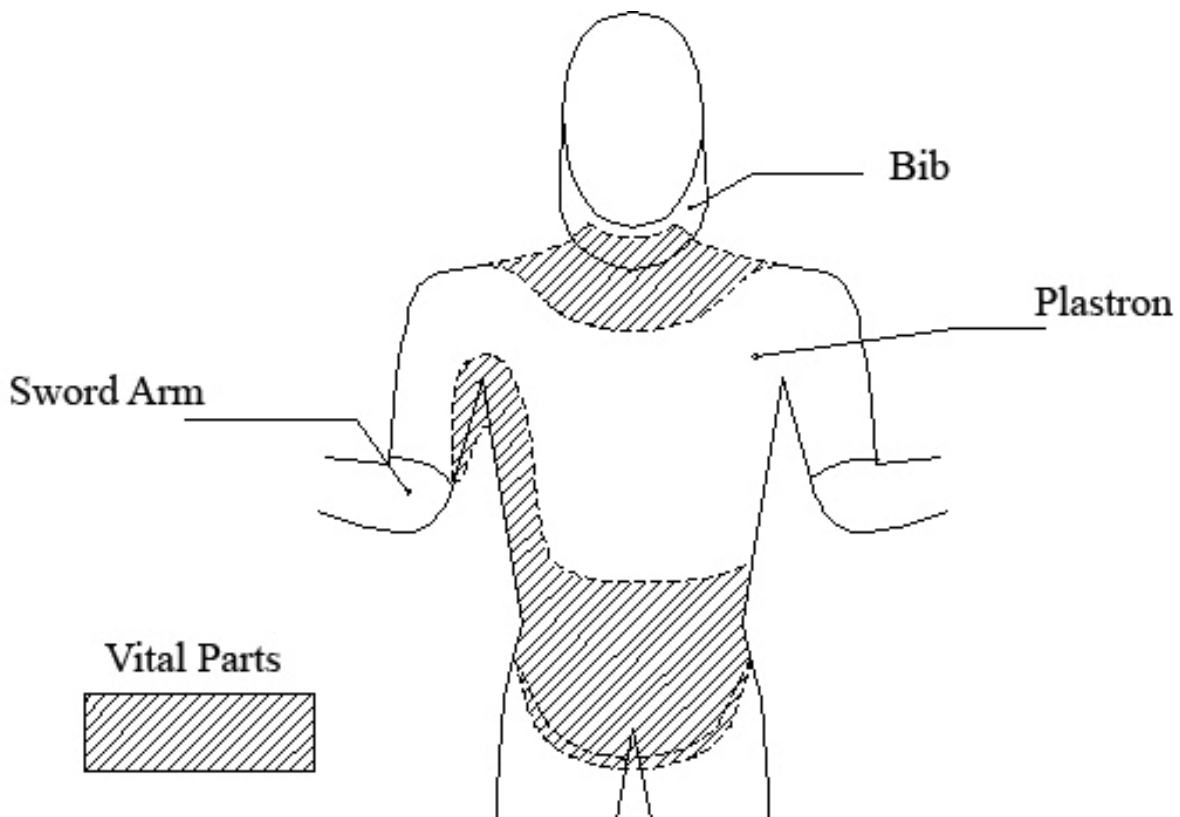


Figure A.6. Vital parts

#### 4. LABEL OF QUALITY

As far as the quality label is concerned, the Committee has established that it must be indelible, must be circular in shape with a diameter of 25 mm for the mask and 50 mm for the uniform, and must include the following data (see [Figure A.7](#)):

- the emblem of the manufacturer;
- the date (year and month) of manufacture;
- the FIE emblem.

On blades, the label must be 7 mm wide.

##### LABELS ON UNIFORMS



##### LABELS ON MASKS



##### LABELS ON BLADES



Figure A.7. FIE quality labels (not to scale)

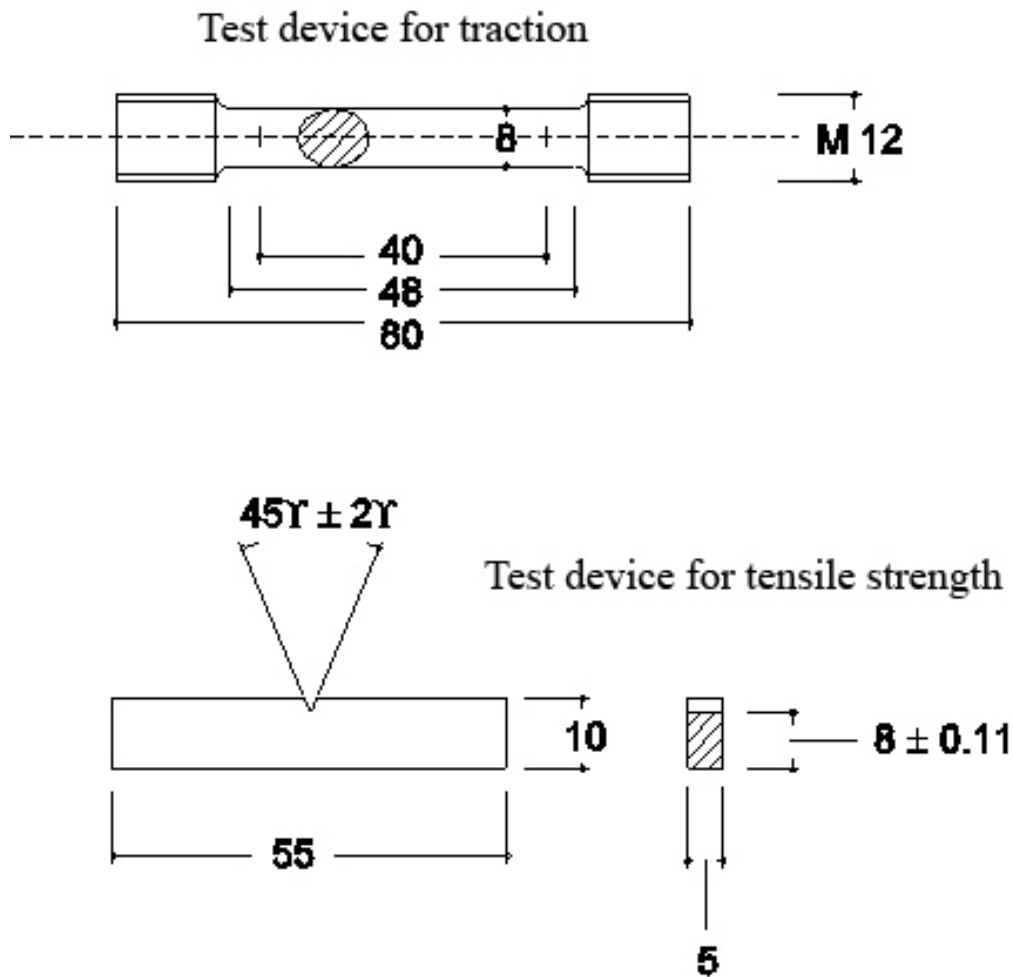


Figure A.8. Test devices for traction and tensile strength

Table VIII. Recommended thicknesses

Rp <sub>0.2</sub> /E			Thickness recommended B (mm)
From 0.005	0 to 0.005	6	75
From 0.005	7 to 0.006	1	63
From 0.006	2 to 0.006	4	50
From 0.006	5 to 0.006	7	44
From 0.006	8 to 0.007	0	38
From 0.007	1 to 0.007	4	32
From 0.007	5 to 0.007	9	25
From 0.008	0 to 0.008	4	20
From 0.008	5 to 0.009	0	12.5
	0.010	0	6.5

# APPENDIX B TO THE MATERIAL RULES

## Characteristics of Scoring Apparatus

The installation of a clock and a system for showing the score are both obligatory for the homologation of scoring apparatuses; they must be visible to the spectators.

### A. FOIL

#### 1. THE CENTRAL JUDGING APPARATUS (cf. [m.51](#))

##### a) Principles

1. The apparatus registers when a break occurs in the circuit of the foil, that is to say that the electrical current which is circulating permanently in the foil circuit is broken when a touch is made.
2. The apparatus will show a red signal on one side and a green signal on the other when a touch is registered on target; white signals will indicate touches off the target on either side.
3. The audible signals will consist either of a short ring, or of a continuous note which will be automatically limited to two seconds. Either sort of sound will occur whenever a visual signal appears. The sound signal must be identical for both sides of the apparatus.
4. After registering a touch, whether on target or off target, the apparatus must no longer be able to register a subsequent touch on target on the same side of the apparatus.
5. No priority must be indicated between a touch registered against one competitor and a touch registered against his opponent.
6. After a period of time of 300 milliseconds ( $\pm 25$  milliseconds tolerance) after the first touch signaled by the apparatus (this period of time bears no relationship to 'fencing time' which is the basis of judging according to the conventions governing foil fencing), the latter must ignore all signals for subsequent touches.

**b) Sensitivity and regularity**

1. Any touch must cause a signal whatever the resistance of the circuits external to the apparatus. The duration of the break of contact which must always ensure that a signal is registered must be 14 milliseconds ( $\pm 1$  ms of tolerance).

Depending on the increase in the resistance, the apparatus may register:

- 1) a valid touch only;
- 2) a valid touch and a non-valid touch simultaneously;
- 3) a non-valid touch only.

The resistance must always be less than 500 ohms for 1) and 2).

2. The registering of a valid touch must be guaranteed when there is a break of contact of 13 to 15 milliseconds, when the exterior resistance is between of 0 and 500 ohms.
3. The contact time is the same for valid and non-valid touches.

A break of contact of duration of 14 milliseconds ( $\pm 1$  ms) must always ensure that a signal is registered, when the exterior resistance is between 0 and 200 ohms.

4. The apparatus must be capable of supporting an increase in the resistance in the closed circuit of the foils of up to 200 ohms, without causing a 'non-valid' signal to register.
5. Even if the resistance of the foil earth circuit is increased up to 100 ohms, none of the following irregular phenomena must occur:
  - that touches are registered on the guard or on the strip;
  - that it is possible to obtain the registration of a touch merely by contact of the blade or the pointe d'arrêt (without depressing it) on the conductive jacket of either competitor.
6. When the blades are in contact, irrespective of the resistance in ohms between them, the apparatus must be capable of registering normally the touches exchanged, valid and non-valid.
7. A specification for tests of apparatus under different conditions will be supplied on request by the SEMI Commission of the FIE.
8. A specification for tests also includes the control of functioning of the yellow lamps.
9. The Congress of the FIE has authorized this Commission to modify or complete the above requirements whenever technical improvements allow the construction of apparatus which can ensure the better operation of the electrical foil judging apparatus.

## 2. *ANTI-BLOCKING TYPE CENTRAL JUDGING APPARATUS*

This apparatus must conform to the requirements of the rules set out in Articles [m.44](#)–[m.51](#) inclusive, as well as paragraphs a) 'Principles' and b) 'Sensitivity and regularity' above, with the exception of point 6 of paragraph b).

Even if a fault in the insulation in a fencer's equipment causes a short between his conductive jacket and his weapon, the apparatus should still be capable of registering both valid and non-valid touches.

Depending on the resistance of the return circuit of the opponent's foil, the apparatus must register a valid touch up to 200 ohms and non-valid touches above this value.

The apparatus must be equipped with two yellow lamps regulated as follows. The yellow lamp on the side of either fencer must automatically light up and remain alight as soon as the resistance between the conductive jacket of that fencer and his weapon is less than 450 ohms. When this resistance is in excess of 475 ohms, the yellow lamp should never light up.

These yellow lamps serve only to indicate insulation faults.

If one or both of the yellow lamps remain lit up, the Referee must stop the bout and call the technical experts on duty to eliminate the fault.

The yellow lamps must not indicate any contact between the fencer's conductive jacket and the conductive strip.

## **B. EPEE**

### **a) Principle**

The apparatus registers when contact is established between the wires forming the circuit in the épée, thus completing the circuit.

### **b) Timing**

The apparatus must register only the first touch which is made. If the interval of time between two touches is less than 40 milliseconds ( $1/25^{\text{th}}$  of a second), the apparatus must register a double touch (both signal lamps must light up simultaneously). When the interval is greater than 50 milliseconds ( $1/20^{\text{th}}$  of a second) the apparatus must register only one touch (only one signal lamp is lit). The tolerance allowed for timing the apparatus is that between these two limits ( $1/25^{\text{th}}$  and  $1/20^{\text{th}}$  of a second).

### **c) Sensitivity**

When the external resistance is normal, that is 10 ohms, the apparatus must register touches when these are made with a duration of contact of 2–10 milliseconds. With an exceptional external resistance of 100 ohms the apparatus must still register a touch, but without any specific duration of contact.

The apparatus must not register signals of less than 2 milliseconds duration.

### **d) Non-registration**

The apparatus must not register touches which are made on the earthed material (on the guard or on the conductive strip), even when there is a resistance of 100 ohms in the earth circuit.

### **e) Visual signals**

1. Visual signals include at least two signal lamps on each side of the apparatus, so designed that if one lamp does not function it does not prevent the other from lighting up nor cause an excessive current through the latter.
2. The signal lamps should give a red signal on one side of the apparatus and a green signal on the other.
3. The apparatus should have a pilot light to show that it is switched on. This light should be dim and not colored.
4. The apparatus may include lights which indicate shorts. These should be orange in color.
5. The light-bulbs which show when touches are registered are usually covered with translucent shades. It must, however, be possible to remove these shades and use



naked lights, when the light conditions in the locality make it desirable to do so (strong sunlight or, exceptionally, in the open air).

**f) Audible signals**

The apparatus must have a loud sound signal. The apparatus may include a device which allows the sound signal to be stopped before the apparatus is reset.

## C. SABRE

### a) Principles

1. The apparatus works by contact between any uninsulated part of the sabre and the conductive surface of the opposing fencer's jacket, glove and mask.
2. For touches made on these valid conductive surfaces, the apparatus shows a red light on one side and a green light on the other.

If the guard or blade of a fencer's sabre is in contact with the conductive surface of his own equipment (signaled by a yellow light), a valid touch made by that fencer must still register.

3. The audible signal will consist of either one short ring or a continuous note lasting 1–2 seconds, simultaneous with the light signals. The sound will be the same for both sides of the apparatus.
4. Touches made on non-conductive surfaces must not be signaled.
5. The apparatus must be equipped with two yellow lamps, one on each side, which will indicate a contact between the guard or blade of a fencer's sabre and the conductive surface of his own equipment.
6. The apparatus must be equipped with two white lamps, identical to those on a foil apparatus, which if permanently illuminated, accompanied by a sound signal, indicate any abnormal electrical change in circuits B and C of the fencer at fault.
7. The apparatus must not signal a touch made by the blade whipping over to touch the opponent while in contact with his blade or guard.
8. After a touch has been registered, a subsequent touch made by the other fencer will only be registered if it occurs within a maximum delay of 120 milliseconds ( $\pm 10$  ms of tolerance).
9. When the two blades touch, all the other rules should be strictly applied.
10. The SEMI Commission of the FIE reserves the right to change the rules governing the apparatus, either to simplify or to improve its performance.

**b) Sensitivity and regularity**

1. The duration of contact during which a signal should be ensured should be 0.1-1 milliseconds. These times may be varied in the light of experience and of laboratory tests carried out by the SEMI Commission.

An apparatus will be rejected if a touch can be registered with a duration of contact of less than 0.1 milliseconds (time subject to modification).

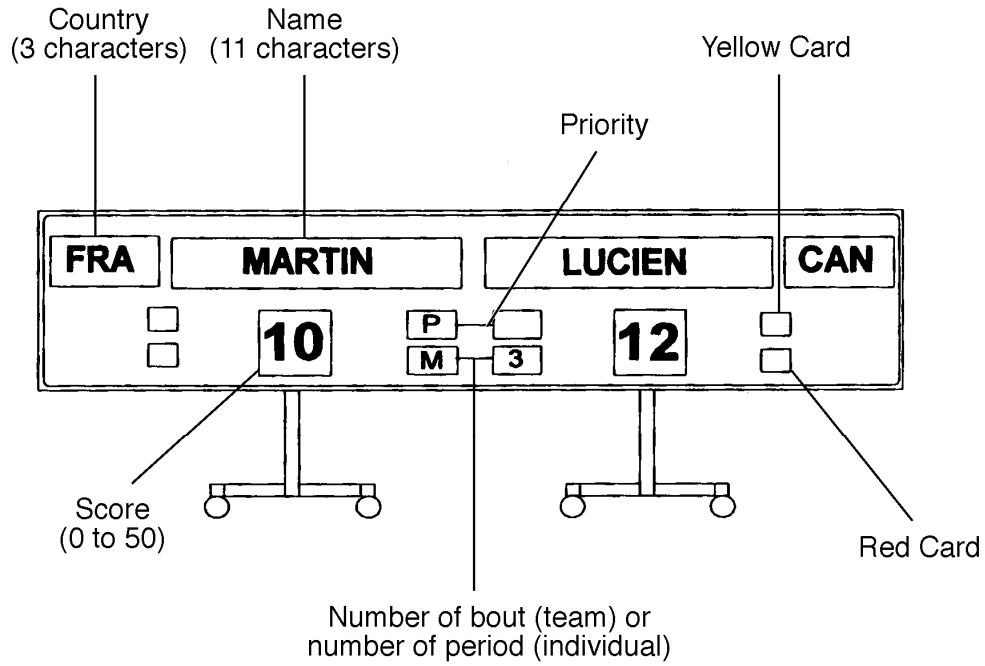
2. The apparatus should allow an increase in the exterior resistance of the connections up to 100 ohms without any drawbacks.
3. Should a fault in the insulation, down to 0 ohms, cause a leakage of current between a fencer's valid conductive surface and his weapon, the apparatus should still be capable of registering all touches exchanged. The insulation fault will be signaled by the illumination of the yellow lamp on the side of the fencer whose equipment is at fault when the resistance is 0-450 ohms.

The registering of a valid touch on the guard or blade of the fencer at fault will be allowed provided that the electrical resistance between the guard or the blade and the valid surface is less than 250 ohms.

4. The apparatus should still function when the blades are in contact, or if there is contact between the blades and the guards, or between the two guards.
5. If the contact between the blade and the opponent's target takes place 'through the blade', the apparatus:
  - will register the touch between 0 and 4 ms (+ 1 ms);
  - will prevent the touch being registered between 4 and 15 ms (+ 5 ms), on condition that the contact between the two blades is not interrupted more than a maximum of 10 times in the interval.
6. Should there be a touch made by the whipping over of the blade which has not been signaled, whatever method has been used to prevent the signaling, after 15 ms ( $\pm 5$  ms) from the contact of the blade with the valid target (the time for the registering of the whip) and unless there has been another touch, the apparatus should allow the normal registering of any subsequent touches.
7. A break in the control circuit (defined as more than 250 ohms) for 3 ms  $\pm$  2 ms will be signaled by the illumination of the white lamp on the side of the fencer at fault.

# APPENDIX C TO THE MATERIAL RULES

## Scoreboard for Finals



# APPENDIX D TO THE RULES FOR COMPETITION

## FENCERS' PUBLICITY CODE

The Publicity Code was adopted by the 64<sup>th</sup> Ordinary Congress of the FIE on 21 May 1983, under the presidency of Mr. Gian Carlo Brusati, MH. The proposed text, drawn up by Mr. Jacques Hochstaetter, President of the Special Committee on Publicity, had previously been submitted for approval to the IOC. The latter, in its letter of approval of 12 April 1983, confirmed that the FIE Publicity Code conformed to the existing rules on amateurism.

### CHAPTER I

#### GENERAL PRINCIPLES AND THE RELEVANT TEXTS

- p.1 For all **Olympic and pre-Olympic competitions**, only the rules of the Olympic Charter are applicable, particularly rules 26 and 53 and the texts on how they are to be applied.
- p.2 This present code applies, under the terms of the IOC rules, to **all international fencing competitions**, whoever is responsible for the organizing of them (FIE, national federation, region or club).
- p.3 Advertising **in the places where fencing takes place** is the responsibility of the organizers.

It is permitted by the FIE to the extent that, in the opinion of the Bout Committee, it does not inconvenience the fencers, the judges or the public.

Television requirements must be respected.

## CHAPTER II

### COLLECTIVE ADVERTISING CONTRACT

#### The parties

- p.4** A collective advertising **contract** is agreed between:
1. **The sponsor**, a commercial, industrial or philanthropic concern which proposes to support, under certain conditions, a team, a group of fencers, a club, a regional organization, a federation or the organizer of a tournament.
  2. **A sports organization** officially recognized according to the norms laid down by the FIE or a national federation.
    - a) A contract for the **exploitation of an image** (cf. [p.11.1](#)) may only be entered into by the FIE, the national Olympic Committee or the national federation of the team concerned (cf. Rule 26 of the IOC).
    - b) A contract for **publicity materials** to be worn (cf. [p.12](#)) may only be entered into by the FIE, the national Olympic Committee, or the national federation.
    - c) An organization may only enter into a contract within its own competence. **In any case of conflict** between different contracts, the order of priority is as follows: FIE, national federation, region, club, group or team. In the context of the Olympic Games, arrangements made by the International Olympic Committee take priority over those made by a national Olympic Committee, the FIE and the national federation.
    - d) A sports organization as organizer of a sporting event may invite any kind of sponsor to support the event, as long as its activity is not in contradiction with the FIE rules and the Olympic Charter.
  3. **A fencer may only enter** into an individual advertising contract or receive payment relating to advertising if this is done with the agreement of his national federation, in accordance with the arrangements laid down in Chapter III, below.

### Procedure

- p.5
1. **The contract** must be drawn up in writing and signed by the parties, and accepted by the fencers concerned.
  2. **National federations** are responsible to their national Olympic Committees and to the FIE for seeing that contracts entered into by regions and by clubs are within the Rules, and may lay down procedures for checking or approving these contracts.
  3. **In any case of litigation** or breaking of the Rules, the FIE may demand all relevant details from the national federation, region or club, including the contract itself with the exception of the economic and financial clauses.

### Position of the fencer

- p.6
1. No fencer may be made to take part, **against his will**, in an advertising contract, even one in which there is an exclusivity clause.
  2. No fencer may be **omitted** from selection or from a sporting activity solely because he does not wish to take part in any advertising activity.
  3. A fencer may be **refused a share in a grant** (for travel, maintenance, equipment, etc.) which is financed by an advertising contract to which he does not wish to be party.
  4. A fencer who has been selected **may not refuse to wear and use** uniform or equipment as laid down by his national federation for the whole of a national team for a particular competition.

*CHAPTER III*  
*INDIVIDUAL CONTRACT*

**Principle**

- p.7** A fencer may **bind himself contractually** to a firm or an institution capable of helping him – including financially – in his preparation, but only with the specific written agreement of his federation.

**Restrictions**

- p.8** The contract may only relate to the use of the **image of a fencer**. In particular, it may not contain any provision relating to the method of training of a fencer or to the choice of competitions in which he fences. To be approved by the national federation concerned, the contract must expressly mention that the demands of the federation or of the club **take priority systematically** and in all circumstances over those of the firm or the institution with whom he has signed the contract.



## CHAPTER IV

### SPECIFIC REGULATIONS

#### Marks

##### Definition

- p.9** The **mark** is the name or badge which identifies the origin, the manufacturer or the seller of a particular piece of the fencer's equipment.

As soon as the mark exceeds the normal or authorized dimensions, it becomes an advertisement and comes under the jurisdiction of the regulation below (cf. [p.12](#)).

##### Position and sizes

- p.10** 1. The articles of the fencers' equipment may carry the following visible marks:
- a) **Mask**                    One mark, maximum size 6.0 cm x 5.5 cm, on the rear of the spring;
  - b) **Jacket**                    One mark at the bottom of the jacket on the hip on the side of the non-sword arm, maximum size 4.5 cm x 2 cm;
  - c) **Knickers**                One mark at the bottom of the leg of the knickers, on one side only, maximum size 4.5 cm x 2 cm;
  - d) **Socks**                    One mark on each sock, maximum size 4.5 cm x 2 cm;
  - e) **Shoes**                    The name of the brand on each shoe, maximum size 4.5 cm x 2 cm or the normal badge or insignia (e.g. bands);
  - f) **Gloves**                  No mark;
  - g) **Weapon**                No mark visible from any distance.
2. The article of equipment may not have any distinctive **mark** (band, design, border, etc.) other than those authorized above.

3. **Ancillary equipment** may carry the following manufacturer's marks:
- a) **Tracksuit** The normal mark as it appears on all articles by the same manufacturer (e.g. bands for Adidas); one badge, maximum size 10 cm x 10 cm, on the left-hand side of the chest or the name, maximum size 10 cm x 4 cm, on the left-hand side of the chest
  - b) **Fencing bag** No limitation
  - c) **Sports bag** No limitation

### Exploitation of the fencer's image

#### p.11 1. Definition

This heading concerns advertising contracts which propose:

- a) exploitation of the **presence** of a fencer;
- b) exploitation of the **name** of a fencer;
- c) exploitation of the **picture** of a fencer;
- d) exploitation of **things said** by a fencer;
- e) exploitation of a fencer's **performance**;
- f) any other exploitation of the **image** or **fame** of a fencer for publicity purposes.

#### 2. Regulations

The measures outlined above (cf. [p.4](#), [p.5](#), [p.6](#)) are **alone** applicable, as are Article 8.1.1 of the FIE Statutes and Rule 26 of the IOC.

### Advertising which is worn or carried

#### p.12 1. Definition

- a) **Advertising worn or carried** refers to any name or badge other than the mark of the manufacturer or seller of the equipment in question (cf. [p.9](#)) which appears on a fencer's main equipment or ancillary equipment.
- b) A mark which is larger than the sizes which are usual or laid down above (cf. [p.10](#)) constitutes **advertising**.
- c) All advertisements for **alcoholic drinks, tobacco** and any others against the sporting ethos are forbidden.

## 2. Fencing clothing and equipment

- a) If a federation and/or a fencer have signed a **sponsorship contract** with a commercial or other company, the logo of that sponsorship partner, maximum 125 cm<sup>2</sup> in size, may be affixed at the top of the sleeve of the non-sword arm of the fencing jacket, on the side of the knickers (left or right) or on the socks. In sabre a logo may not be worn on the sleeve.
- b) A fencer may not display more than **four** such logos. The total **surface area** of all these logos added together must not exceed 500 cm<sup>2</sup>.

## 3. Tracksuits and clothing

- a) **On national federation tracksuits** one advertisement is allowed, on the back between the shoulders:
  - either **one sign**, not exceeding 10 cm in height;
  - or **one badge**, not exceeding 15 cm x 15 cm.
- b) Furthermore the **logo of the sponsorship partner** chosen by the federation or by the weapon concerned may be affixed horizontally on the front right-hand side of the tracksuit. The surface area of this logo may not exceed 50 cm<sup>2</sup>.
- c) In addition, if a fencer has signed a sponsorship contract with a commercial or other company, the official tracksuit may display the **same logos** as the fencing clothing.
- d) At the World Championships, only **national federation tracksuits** may be worn (cf. [p.12.3.a](#)).
- e) At **other competitions** (except on the podium at World Cup competitions), advertising on tracksuits, bath robes and any other clothing is **unrestricted** and is only limited by the consent of the national federation to which the fencer belongs.

## 4. Ancillary equipment

Advertising on fencing bags and sports bags is **allowed** without limitation.

## 5. Television

- a) When a competition is being **televised**, the requirements of the television company are paramount, within the limits of the regulations described above.
- b) As far as possible, **the organizers** must make clear, in the conditions of entry for the competition, the way in which advertising material worn or carried by the fencers will be permitted.

## Leg-band or self-adhesive notice

### p.13 1. Principles

- a) The organizers of a competition may identify the fencers by issuing them with a number on a **leg-band** or on a **self-adhesive badge**.
- b) In such a case, the wearing of this **band** or **badge** is obligatory for the fencers.
- c) The self-adhesive **badge** must be of a rough material which will not cause the point to slip.
- d) The **leg-band** or **self-adhesive badge** may have on it advertising material within the limitations of the rules below.
- e) **The circular** announcing the details of the competition must make clear what bands or badges the fencers are to wear, and what publicity will be on them.

**Entering the competition** implies an acceptance by the fencer of the obligation to wear the band or badge in question.

### 2. Position and size

- a) The **leg-band** must be fixed to the thigh on the side of the non-sword arm.  
  
The **maximum size** of the leg-band is 20 cm x 20 cm. The fencer's number must be at least 10 cm high and 15 cm in width.
- b) The **self-adhesive badges** must be fixed to both sides of the mask, on the side mesh. The maximum **size** of the badges must be 10 cm wide by 15 cm high. The fencer's number must be no more than 8 cm high by 8 cm wide. In foil and épée only the self-adhesive badge of the competition taking place must be worn.
- c) In both cases, the **advertising**, words or badge, must be placed below the number and must not exceed 35 mm in height.
- d) If the self-adhesive badge on the mask **does not include a number**, it may only be used for advertising following agreement with the FIE.

## CHAPTER V

### PENALTIES

#### Individual contract (cf. [p.7](#), [p.8](#))

- p.14** In the case of **failure to observe** the rules relating to an individual contract the penalty is the suspension of the fencer concerned. Should the fencer, at the end of the period of suspension, again break these rules, he loses his amateur status and his license is withdrawn. See the Disciplinary Code of the FIE (Chapter VII of the FIE Statutes).

#### Mark not conforming to the regulations (cf. [p.10.1.a-g](#))

- p.15** Obligation to **change** immediately the article of equipment; and **warning**, then **application of penalties** as provided for in Articles [t.114](#), [t.118](#), [t.120](#)/3<sup>rd</sup> group.

#### Advertising on clothing (cf. [p.12.2.a-b](#))

- p.16** Obligation to **change** immediately the article of equipment; and **application of penalties** as provided for in Articles [t.114](#), [t.118](#), [t.120](#)/3<sup>rd</sup> group or [t.108](#).

#### Advertising not conforming to the Rules or not authorized (cf. [p.12.3.a-e](#))

- p.17**
1. Obligation to **remove** the offending article from view and a warning.
  2. In the case of **repetition** of the offence during the competition, **application of penalties** as provided for in Articles [t.114](#), [t.118](#), [t.120](#)/3<sup>rd</sup> group.

#### Leg-bands and self-adhesive badges (cf. [p.13.1](#), [p.13.2](#))

- p.18**
1. A fencer who **refuses to wear** the leg-band or badge, when its wearing has been duly announced beforehand, will be excluded from the competition and will not appear in the overall classification of the event.
  2. If the leg-bands or badges do not **conform with the Rules**, the organizers must withdraw them; if they fail to do so, they are liable to a fine of \$500, payable to the national federation.
  3. If it is a competition which counts towards the **World Cup** (Category A), the fine is US \$1500 to the FIE and the competition automatically loses its Category A status for the following year.
  4. In the case of a **repetition** of the offense within the following five years, the fine is doubled and the competition will not appear on the International Calendar for three years.

## Image advertising (cf. [p.11](#))

### p.19 Penalties

1. The **first offense** concerning exploitation of the fencer's image other than by a properly drawn up contract is penalized by a warning from the national federation or the FIE.
2. The **first repetition** is penalized by a suspension of six months.
3. The **second repetition** is penalized by a suspension of one year.
4. Any **subsequent repetitions** are penalized by a suspension of two years for each offense.

### p.20 Offense

1. The fencer concerned is assumed to be at fault.
2. If the fencer **denies his responsibility** for the offense, he must give the FIE every authority to proceed with the necessary investigations and must cede to the FIE his rights to act against the party guilty of misuse of his image. If he does not, point 1 above automatically applies.

### p.21 Competence and procedure

1. The Disciplinary Commission of the FIE is the body of the FIE competent to deal with these matters - See the Disciplinary Code of the FIE (Chapter VII of the FIE Statutes).
2. The FIE will notify the National Federations of all penalties that have become definitive.

## INDEX

Numbers refer to articles of the Rules.

Abandon: see [Withdrawal](#)

Abnormal movement: [t.22](#), [t.72](#), [t.120](#)

Absence of check marks on material: [t.45](#), [t.120](#)

Accident: [t.33](#), [t.86](#), [t.120](#), [o.44](#)

Accidental cause: [t.29](#), [t.54](#), [t.68](#), [t.73](#), [m.25](#)

Accompany, persons who: [t.96](#)

Accumulators: see [Source of current](#)

Action: [t.6ss](#), [t.16](#), [t.56](#)

Action (abnormal): [t.87](#), [t.120](#)

Action (simultaneous): [t.60](#), [t.80](#)

Action (vindictive, violent): [t.63](#), [t.87](#), [t.103](#), [t.105](#), [t.120](#)

Active Season: [t.87](#), [t.114](#), [t.118ss](#)

Adjusting apparatus: [Appendix B](#)

Adjusting épée point: [m.19](#)

Advertising (worn, carried): [p.12](#), [p.16](#)

Advice (giving): [t.82](#)

Age of participants: [o.55](#), [o.71](#), [o.80](#)

A Grade competitions: see [World Cup](#)

A Grade competitions (scoreboard): [m.60](#)

A Grade referee: [o.76](#), [o.81](#)

Analysis of the fencing phrase: [t.42](#)

Announcement (change of member of team): [o.44](#)

Announcement (number of fencers in the final): [o.27](#)

Announcement (number of fencers promoted from pools): [o.18](#)

Announcement (penalties): [t.113](#)

Annulment of touch: see [Touches \(annulment\)](#)

Anti-blocking: [Appendix B](#)

Anti-Doping: [t.120](#), [t.127](#), [o.64](#), [o.76](#), see also FIE Anti-Doping Rules

Apparatus: [t.32](#), [t.35s](#), [t.40s](#), [t.50ss](#), [t.64ss](#), [t.73](#), [o.76](#), [m.44ss](#)

Apparatus (approval, homologation): see [Approval of apparatus](#)

Apparatus (audible): see [Audible signal](#)

Apparatus (characteristics): [m.48](#), [m.51ss](#), [Appendix B](#)

Apparatus (checking): [m.42](#), [m.54](#), [m.56](#)

Apparatus (number): [m.52](#)

Appeals (against a decision): [t.95ss](#), [t.122s](#), [o.62](#)  
Appeals (against composition of first round): [t.123](#)  
Appeals (deadlines): [t.87](#), [t.122](#), [t.123](#)  
Appeals (formulated by): [t.90](#), [t.122](#)  
Appeals (unjustified): [t.120](#), [t.122](#)  
Approval of apparatus: [m.46ss](#), [m.54](#)  
Arm (extending, straight): [t.7](#), [t.10](#)  
Arm (non-sword): [t.22](#), [t.120](#)  
Assault: [t.2](#)  
Assembly (bodycord): [m.29](#), [m.31](#), [m.35](#), [m.55](#)  
Assembly (mesh of mask): [m.27](#), [Appendix A](#)  
Assembly (weapons): [m.2](#), [m.5](#), [m.8](#), [m.16](#)  
Attachment (on handle): [t.16](#), [m.4s](#)  
Attack: [t.7s](#), [t.56ss](#), [t.75ss](#)  
Attribution of Bout Committee: see [Bout Committee](#)  
Attribution of referees: see [Referee \(attribution\)](#)  
Audible signal: [t.32](#), [m.45](#), [m.51](#), [Appendix B](#)  
Auxiliary personnel: [o.6](#)  
Avoid a touch: [t.20](#), [t.28](#), [t.63](#), [t.120](#)  
Awarding of touch not recorded: [t.100](#), [t.104](#), [t.120](#)  
Back: see [Surface](#), [Turn back on opponent](#)  
Back of blade: [t.70](#)  
Badges, self-adhesive: [p.13](#), [p.18](#)  
Band (non-conductive on conductive jacket): [m.28](#)  
Barrage: see [Tie \(equal scores\)](#)  
Base of barrel: [m.12](#), [m.20](#)  
Bend of blade: [m.8](#), [m.16](#), [m.23](#)  
Bib: [m.25](#), [m.27](#), [m.30](#), [m.32](#), [Appendix A](#)  
Black Card: [t.114](#), [t.118ss](#)  
Black, clothing: [m.25](#)  
Blade: [t.70](#), [m.1s](#), [m.8](#), [m.16](#), [m.23](#)  
Blade (areas of insulation): [t.68](#)  
Blade (bend): see [Bend of blade](#)  
Blade (broken): [t.54](#), [t.68](#), [t.73](#)  
Blade (button): see [Button \(on weapons\)](#)  
Blade (flexibility): see [Flexibility of blade](#)  
Blade ('foible' and 'forte'): [t.78](#)  
Blade (mere contact of): [t.56](#), [t.60](#), [t.76](#), [t.80](#)



Blade (norms of manufacture): [Appendix A](#)  
Blade (wire in groove): [m.10](#), [m.18](#)  
Blocking the scoring apparatus: [t.32](#), [t.53](#), [Appendix B](#)  
Bodycord: [t.43](#), [t.45](#), [t.68](#), [t.86s](#), [t.120](#), [m.2](#), [m.5](#), [m.24](#), [m.29](#), [m.31](#), [m.35s](#), [m.38](#), [m.42](#), [m.44](#), [m.55](#)  
Bout: [t.2](#)  
Bout (beginning, stopping, restarting): [t.18](#)  
Bout (score-sheet): [t.87](#), [o.6](#), [o.24](#)  
Bout (duration): see [End of bout](#), [Time \(of bout\)](#)  
Bout (end): see [End of bout](#), [Equality \(score at end of time\)](#), [Touches \(Number\)](#), [Score](#)  
Bout (interruption): [o.16](#)  
Bout (number): [o.19](#); see also [Indices](#)  
Bout (number of touches): see [End of bout](#), [Equality \(score at end of time\)](#), [Touches \(Number\)](#), [Score](#)  
Bout (order): [o.14ss](#), [o.26](#), [o.44](#)  
Bout (for third place): [o.28](#), [o.34](#), [o.41](#), [o.46](#)  
Bout (rest between): see [Time \(between bouts\)](#)  
Bout (timetable): [o.22](#)  
Bout Committee: [t.23](#), [t.33s](#), [t.83](#), [t.87](#), [t.96](#), [t.97](#), [t.99](#), [t.101](#), [t.113](#), [t.115](#), [t.118](#), [t.122s](#), [o.5](#), [o.13](#), [o.15s](#), [o.18](#), [o.27](#), see [Directoire Technique](#)  
Breaking contact: [m.5](#), [m.11](#)  
Breast protector: see [Protection \(safety\)](#)  
Broken blade: [t.54](#), [t.68](#), [t.73](#)  
Brutality: [t.63](#), [t.87](#), [t.120](#)  
Buckles on clothing: [m.25](#)  
Bureau of the FIE: see [Central Office of the FIE](#)  
Button (base of): [m.2](#), [m.12](#), [m.13](#), [m.16](#), [m.19](#), [m.23](#)  
Button (on weapons): [m.2ss](#), [m.8](#), [m.10ss](#), [m.16ss](#), [m.23](#)  
Cables (connection): [m.44](#), [m.51](#), [m.55s](#)  
Cables (suspended): [m.44](#)  
Cadets: [t.1](#), [o.35](#), [o.39](#), [o.48](#), [o.55](#), [o.57](#), [o.71ss](#)  
Calling (bouts): [o.26](#)  
Calling (fencers – initial, onto strip): [t.17](#), [t.35](#), [t.86](#), [t.120](#), [o.31](#), [o.33](#)  
Candidates, championships/competitions: [o.67](#)  
Card (Yellow, Red, Black): see [Penalties](#), [Yellow Card](#), [Red Card](#), [Black Card](#)  
Category A (competitions): [World Cup](#)  
Censure: [t.94](#), [t.99](#), [t.100](#), [t.110](#), [t.126](#)  
Central Office of the FIE: [t.94](#), [t.99](#), [o.4](#), [o.62](#), [o.63](#), [o.67](#), [o.77](#), [o.83](#)  
Championship: [t.5](#)

Change (in order of bouts): see [Bout \(order\)](#)  
Change (of ends – judges): [t.36](#)  
Change (of hand, weapon): [t.16](#)  
Characteristics of weapons: see [Weapon](#)  
Checking (equipment): [t.35](#), [t.43ss](#), [m.25](#), [m.36ss](#), [m.54](#); see also [Gauge](#), [Weapon](#), [Weight](#)  
Checking (of apparatus): see [Apparatus \(checking\)](#)  
Check marks: [m.41ss](#)  
Chemical analysis: [Appendix A](#)  
Chest protector: [m.25](#)  
Circulation around strips: [t.90](#), [t.92](#)  
Circumstances outside control: [o.33](#), [o.44](#), [o.53](#)  
Classification: [t.105](#), see [Indices](#)  
Classification (after the pools): [o.19](#), [o.21](#), [o.32](#)  
Classification (FIE): [o.13](#), [o.31s](#), [o.83s](#)  
Classification (general): [o.25](#), [o.28](#), [o.34](#), [o.41](#)  
Classification table: [o.19](#), [o.21](#)  
Classification (teams): [o.43](#), [o.46](#)  
Clock: [t.30](#), [t.32](#), [o.23](#), [m.44](#), [m.51](#)  
Close quarters: [t.19](#)  
Clothing: [t.15](#), [t.35](#), [t.43ss](#), [t.120](#), [m.25ss](#), [m.37ss](#), [Appendix A](#)  
Clothing, advertising on: [p.9](#), [p.12](#), [p.16](#), [p.17](#)  
Collar: [m.25](#), [m.28](#), [m.34](#)  
Collision: [t.87](#)  
Collusion: [t.88](#), [t.105](#), [t.120](#)  
Colored masks: [Appendix A](#)  
Coming on guard: [t.14](#), [t.17](#), [t.24s](#), [t.28](#)  
Commands (Referee): see [Referee \(Signals and commands\)](#)  
Communication equipment (electronic): [t.43ss](#), [t.120](#)  
Competition formula: [o.11ss](#), [o.42ss](#)  
Competitions: [t.1](#), [t.4](#), [o.1ss](#)  
Competitions (A Grade): see [World Cup](#)  
Competitions (individual): [o.11ss](#)  
Competitions (official FIE): [o.48ss](#)  
Competitions (team): [o.42ss](#)  
Composition: see [Team](#), [Pool](#)  
Compound (actions): [t.8](#), [t.56](#), [t.58ss](#), [t.75](#), [t.77](#), [t.80](#)  
Conductive wires (bodycord): [m.29](#), [m.31](#), [m.35](#)  
Conductive strip: [t.54](#), [t.67ss](#), [m.29](#), [m.44](#), [m.51](#), [m.56](#), [m.57](#), [Appendix B](#)

Confirmation of participation: [o.31](#), [o.33](#), [o.54](#)  
Confiscating defective equipment: [t.45](#)  
Confused fencing: [t.18](#), [t.54](#), [t.73](#)  
Conical sprung instrument: see [Mesh of mask](#)  
Contact, electrical: [t.53](#), [t.120](#), [m.5](#), [m.11](#), [m.13](#), [m.19](#), [m.29](#), [m.32s](#), [m.51](#), [Appendix B](#)  
Continental zone: [o.79](#), [o.82](#), [o.83](#)  
Contract, exploitation of image: [p.4](#), [p.11](#), [p.19](#)  
Contract, wearing publicity material: [p.13](#), [p.18](#)  
Contract, position of fencer: [p.6](#)  
Control (doping): see [Anti-Doping](#)  
Control by FIE: [o.63](#), [o.67](#), [o.71](#)  
Control by referee: [t.96](#)  
Control (fencers' equipment): see [Checking \(equipment\)](#)  
Conventional weapons: [t.42](#)  
Conventions (foil): [t.46ss](#)  
Conventions (épée): [t.61ss](#)  
Conventions (sabre): [t.70ss](#)  
Corps à corps: [t.20](#), [t.24s](#), [t.63](#), [t.104](#), [t.120](#)  
Corrosion test: [Appendix A](#)  
Counter-attack: [t.8](#)  
Counter-riposte: [t.7](#)  
Counter-time: [t.8](#)  
Coup double: [t.60](#), [t.64](#), [t.67](#), [t.80](#), [o.17](#)  
Coupé: see [Cutover](#)  
Coup lancé: [t.18](#), [t.26](#), [t.32](#)  
Court of Arbitration for Sport: [t.94](#)  
Courtesy: [t.82](#), [t.87](#), [t.122](#)  
Covering the valid target: [t.22s](#), [t.72](#), [t.120](#); see also [Surface](#)  
Cramp: [t.33](#)  
Criteria for World Cup: see [World Cup](#)  
Criticizing referees/judges: [t.82](#)  
Crocodile clip: [m.29](#), [m.32](#), [m.34](#)  
Cross-bar: [m.4](#)  
Crossing legs (sabre): [t.56](#), [t.75](#), [t.120](#)  
Crossing limits of strip: [t.26ss](#), [t.120](#)  
Curve in blade: [m.8](#), [m.16](#), [m.23](#)  
Cushion: see [Padding \(guard\)](#)  
Cutting edge (touch with the): [t.70](#), [t.79](#)

Cutting off the apparatus: [t.32](#), [Appendix B](#)  
Cutover: [t.8](#), [t.56](#), [t.76](#)  
Cuts: [t.70](#)  
Dangerous fencing: [t.18](#), [t.87](#), [t.120](#)  
Deadlines (equipment checking/displaying first round): [o.10](#)  
Deadlines (sending out invitation/pre-program): [o.50s](#)  
Deadlines (entries): [o.52ss](#)  
Deciding touch: [o.17](#), [o.24](#), [o.44](#)  
Decision (regarding point of fact): [t.95](#), [t.122](#)  
Decision (attempt to influence): [t.82](#), [t.93](#)  
Defective equipment: [t.45](#), [m.38](#), [Appendix A](#); see also [Failure](#)  
Defense (right of): [t.124](#)  
Defend personal chance: see [Utmost ability \(fence to\)](#)  
Defensive actions: [t.6s](#), [t.9](#); see also [Parry](#)  
Delayed (riposte): [t.8](#), [t.60](#), [t.80](#)  
Delegates – SEMI: see [SEMI Commission](#)  
Delegates – FIE Medical Commission: [t.33](#), [t.86](#), [o.44](#), [o.67](#)  
Delegates – FIE Refereeing Commission: [t.37](#), [t.38](#), [o.67](#); see also [Refereeing \(Commission\)](#)  
Deposit of guarantee: [t.95](#)  
Dérobement: [t.56](#), [t.60](#), [t.76](#), [t.80](#)  
Design of weapons: [m.3ss](#); see also [Epée](#), [Foil](#), [Sabre](#)  
Device (safety): see [Safety device](#)  
Dimensions (weapons): [m.3](#), [m.7s](#), [m.15ss](#), [m.21ss](#)  
Dimensions (strip): see [Strip](#)  
Direct elimination: [o.21ss](#), [o.29ss](#), [o.35ss](#), [o.43](#)  
Direct elimination table: see [Table \(direct elimination\)](#)  
Direction of the bout: [t.35](#), [t.96](#)  
Directoire Technique (Bout Committee): [o.5](#), [o.13](#), [o.15s](#), [o.18](#), [o.27](#), [o.31](#), [o.39](#), [o.56ss](#), [o.67](#), [o.70](#),  
[o.78](#), [m.12](#), [m.20](#)  
Disarming: [t.18](#)  
Disciplinary authorities: [t.94ss](#)  
Disciplinary procedure: [t.121ss](#)  
Disciplinary Code of the FIE: [t.94](#), [t.99](#), [t.101](#), [t.126](#)  
Disciplinary Commission: [t.94](#), [t.97](#), [t.99](#)  
Disciplinary offenses: [t.101](#), [t.106ss](#)  
Discipline: [t.82](#), [t.89](#), [t.94](#), [t.100s](#), [t.120](#), [t.126](#)  
Disengagement: [t.8](#), [t.56](#), [t.76](#)  
Disorderly fencing: [t.87](#)

Display (decisions of the Technical Directory): [o.60](#)  
Display (pools, direct elimination, scores): [o.6](#), [o.10](#), [o.22](#), [o.60](#)  
Displacing target: [t.21](#); see also [Extension \(of the valid surface\)](#)  
Disqualification: [t.85](#), [t.96](#), [t.100](#), [t.105](#), [t.109](#), [t.120](#), [t.126](#)  
Disturbing good order: [t.82s](#), [t.93](#), [t.118](#), [t.120](#)  
Distance (on-guard): [t.17](#)  
Doctor: [t.33](#), [t.86](#), [t.120](#), [o.46](#), [o.76](#)  
Doing up (jacket and collar): [m.25](#)  
Doping: [t.120](#), [t.127](#), [o.64](#), [o.76](#)  
Double touch: [t.60](#), [t.64](#), [t.67](#), [t.80](#)  
Doubtful (touch): [t.54](#), [t.68](#), [t.73](#)  
Dragging point on conductive strip: [t.46](#), [t.61](#), [t.120](#)  
Drawing lots (individuals when indices equal): [o.13](#), [o.19](#), [o.31ss](#)  
Drawing lots (teams): [o.43](#), [o.47](#)  
Drawing lots (order for pool sheet/match): [o.13](#), [o.44](#)  
Drawing lots (to decide winner if scores equal): [t.37](#), [o.17](#), [o.24](#), [o.44](#)  
Dressing (forbidden on the strip): [t.86](#)  
Drugs: see [Anti-Doping](#)  
Ducking: [t.21](#)  
Ductility test: [Appendix A](#)  
Duration of bout: [t.30](#); see also [End of bout](#), [Time \(of bout\)](#)  
Duration of contact: see [Contact](#)  
Eccentric mounting: [m.9](#), [m.17](#)  
Edges, sharpening: [m.1](#)  
Electrical current: see [Source of current](#)  
Electric opposition: [Appendix B](#)  
Electronic Communication equipment: [t.43ss](#), [t.120](#)  
Enclosure: see [Strip enclosure](#)  
End of bout: [t.32](#), [o.17](#), [o.24](#), [o.44](#)  
Entries: [o.9](#), [o.31](#), [o.33](#), [o.50ss](#), [o.65](#), [o.71](#), [o.79](#)  
Entry form: [o.52ss](#)  
Epée: [t.42ss](#), [t.61ss](#), [t.120](#), [m.1](#), [m.4s](#), [m.14ss](#), [m.30ss](#), [Appendix A](#), [Appendix B](#)  
Equality (of indices): [o.19](#), [o.31ss](#)  
Equality (of points): [o.83s](#)  
Equality (of ranking): [o.31](#)  
Equality (score at end of time): [o.17](#), [o.24](#), [o.44](#)  
Equipment (advertising on): [p.12](#), [p.16](#)  
Equipment (of fencers): [t.15](#), [t.35](#), [t.43ss](#), [t.54](#), [t.68](#), [t.73](#), [t.86](#), [m.25ss](#), [m.36ss](#), [Appendix A](#)

Equipment (checking): [o.8](#), [o.10](#), [o.70](#)  
Equipment (organization): [o.49](#)  
Equipment (failure): see [Failure](#)  
Equipment (non-regulation): [t.45](#), [t.120](#)  
Etiquette (fencing): [t.87](#)  
Exclusion (fencer): [t.86](#), [t.96](#), [t.100](#), [t.105ss](#), [t.114](#), [t.118ss](#), [t.126](#), [o.44](#)  
Executive Committee: [t.94](#), [t.99](#), [o.48](#), [o.57](#), [o.66s](#), [o.69s](#), [o.73](#), [o.77](#), [m.40](#)  
Exemptions: see [Seeding](#)  
Experts (electrical equipment): [t.35](#), [t.43](#), [t.45](#), [t.68](#), [t.73](#), [o.6](#)  
Expiry of time: [t.32](#); see also [Equality \(score at end of time\)](#), [End of bout](#), [Time \(of bout\)](#)  
Expulsion: [t.83](#), [t.96](#), [t.100](#), [t.108](#), [t.114](#), [t.118](#), [t.120](#)  
Extension (lamps): [m.59](#)  
Extension (of the valid surface): [t.49](#)  
Extension (of the penalty): [t.97](#)  
Extra minute: see [Equality \(score at end of time\)](#)  
Failure (of clock): [t.32](#)  
Failure (of electrical material): [t.54](#), [t.68](#), [t.73](#), [t.103](#)  
Failure (to appear on time): [t.86](#), [t.120](#)  
Fall, touch made while: [t.87](#), [t.120](#)  
Falsification of equipment: [t.45](#), [t.120](#)  
Fatigue resistance test: [Appendix A](#)  
Favoring an opponent: [t.88](#), [t.120](#)  
Feint: [t.56](#), [t.58](#), [t.60](#), [t.75ss](#)  
Fencers (obligations of): [t.84ss](#); see also [Obligation\(s\)](#)  
Fencing: [t.16ss](#)  
Fencing bag: [p.10](#), [p.12](#)  
Fencing (beginning, stopping, restarting): [t.18](#)  
Fencing (close quarters): [t.19](#)  
Fencing (confused): [t.18](#), [t.54](#), [t.73](#)  
Fencing (dangerous/violent): [t.18](#), [t.87](#), [t.120](#)  
Fencing etiquette: [t.87ss](#)  
Fencing (incorrect/unsporting): [t.87](#), [t.120](#)  
Fencing (respect of phrase): [t.56ss](#), [t.75ss](#)  
Fencing (time): [t.6](#), [t.8](#), [t.59](#), [t.60](#), [t.77](#), [t.80](#)  
FIE Supervisor: [t.39](#), [o.77](#)  
Field of play: see [Strip](#)  
Filing blade: [m.1](#)  
Finals (of competitions): [o.10s](#), [o.27](#), [o.76](#)

Finals (referees, judges): [t.36s](#)  
Finals (time-keeper): [t.30](#), [t.32](#), [t.42](#)  
Finals (presentation of fencers for equipment checking): [t.43](#)  
Fine: [o.31](#), [o.33](#), [o.54](#), [o.81](#), [o.86](#)  
Fittings: [m.44ss](#)  
Flange (collar): [m.13](#), [m.19](#)  
Flèche: [t.7](#), [t.21](#), [t.25](#), [t.28](#), [t.56](#), [t.63](#), [t.75](#), [t.87](#), [t.104](#), [t.120](#)  
Flexibility of blade: [m.42](#)  
Foil: [t.19s](#), [t.22](#), [t.43s](#), [t.46ss](#), [t.104](#), [t.120](#), [m.1](#), [m.4](#), [m.6ss](#), [m.26ss](#), [m.42](#), [m.51](#), [Appendix B](#),  
Follow the phrase: [t.19](#)  
Forbidden: [t.120](#)  
Forbidden substances: see [Anti-Doping](#)  
Forbidden (changing hand during the bout): [t.16](#), [t.120](#)  
Forbidden (doping): [t.120](#), [t.127](#)  
Forbidden (flèche and forward movement crossing legs in sabre): [t.75](#), [t.120](#)  
Forbidden (give advice): [t.82](#), [t.120](#)  
Forbidden (hindering tests to detect a fault in the equipment): [t.35](#), [t.120](#)  
Forbidden (touching with guard): [t.70](#), [t.120](#)  
Forbidden (irregular actions): [t.87](#), [t.120](#)  
Forbidden (leave the strip without permission): [t.18](#), [t.120](#)  
Forbidden (place non-insulated part of weapon on conductive jacket in foil): [t.53](#), [t.120](#)  
Forbidden (protection or substitution of valid target in foil and sabre): [t.22](#), [t.120](#)  
Forbidden (pushing or letting drag the point): [t.46](#), [t.61](#), [t.120](#)  
Forbidden (smoking in competition halls): [t.82](#), [t.120](#)  
Forbidden (straightening weapon on strip): [t.46](#), [t.61](#), [t.70](#), [t.120](#)  
Forbidden (turning back on opponent): [t.21](#), [t.120](#)  
Forbidden (undressing on the strip): [t.87](#), [t.120](#)  
Forbidden (use of non-sword hand and arm): [t.22](#), [t.120](#)  
'Force majeure': [t.45](#), [o.33](#), [o.44](#), [o.53s](#)  
Fortuitous circumstances: [t.29](#), [t.54](#), [t.68](#), [t.73](#), [m.25](#)  
Foucault currents: [Appendix A](#)  
Fracture toughness, KIC, test: [Appendix A](#)  
Frivolous appeal: [t.95](#)  
Functions of the Referee: see [Referee](#)  
Gaining ground: see [Ground gained/lost](#)  
Gauge: [m.4](#), [m.9](#), [m.17](#), [m.24](#), [m.42s](#)  
Gauntlet: [m.25](#), [m.33](#)  
Glove: [m.4](#), [m.25](#), [m.26](#), [m.33](#), [Appendix A](#), [p.10](#)

Grand Prix (competitions): [o.31](#), [o.33](#), [o.54](#), [o.75](#), [o.77](#), [o.79](#), [o.81](#), [o.83](#)  
Grand Prix (nations): [o.84](#)  
Grinding of blade: [m.1](#)  
Grip: [t.16](#), [m.2](#), [m.4](#), [m.13](#), [m.24](#)  
Groove: [m.8](#), [m.10](#), [m.12](#), [m.18](#), [m.20](#)  
Ground gained/lost: [t.24ss](#), [t.28](#), [t.100](#), [t.102](#)  
Ground judges: see [Judges](#)  
Guaranty (deposit): [t.95](#)  
Guard: [m.1ss](#), [m.5](#), [m.9](#), [m.17](#), [m.24](#), [m.42](#), [Appendix B](#); see also [Placing on guard](#), [Replacing on guard](#)  
Guard (touching with in sabre): [t.70](#), [t.120](#)  
Hair: [t.86](#)  
Halt: [t.18](#), [t.21](#), [t.24](#), [t.26](#), [t.28](#), [t.30](#), [t.32](#), [t.46](#), [t.53](#), [t.61](#), [t.63](#), [t.66](#), [t.87](#), [t.120](#)  
Hand (injured/holding weapon): [t.16](#)  
Hand (judges): see [Judges](#)  
Hand (non-sword): see [Use of non-sword hand/arm](#)  
Handle: [t.16](#), [m.2](#), [m.13](#), [m.24](#)  
Hardness test: [Appendix A](#)  
Hindering tests to detect faults: [t.35](#)  
Illness: [o.46](#)  
Image (exploitation of): [p.4](#), [p.19](#)  
Immediate (touch): [t.26](#)  
Impartiality (referees and judges): [t.34](#), [t.91](#)  
In line: see [Point in line](#)  
Incorrect (fencing): [t.87](#), [t.120](#)  
Indices: [o.18s](#), [o.32s](#), [o.40](#), [o.43](#)  
Individual: see [Competitions \(individual\)](#)  
Influence decisions, referees and judges (attempt): [t.82](#), [t.93](#)  
Injury: [t.16](#), [t.33](#), [o.44](#), [o.46](#), [o.54](#)  
Insulating sheath: [m.5](#), [m.29](#), [m.31](#)  
Insulation: [t.43](#), [m.5](#), [m.13](#), [m.19s](#), [m.24](#), [m.27](#), [m.28s](#), [m.31](#), [Appendix B](#)  
Insult (referee, judge): [t.82](#)  
Integrity: [t.82](#), [t.87](#), [t.105](#), [t.120](#)  
Interruption of a bout: [t.31](#), [t.120](#), [o.16](#)  
Intervention of Bout Committee: [t.97](#), [t.115](#)  
Investigation: [t.124](#)  
IOC: [t.98](#), [t.113](#)  
Irregular movements: [t.87](#); see also [Violent fencing](#)



Irregularities in equipment (deliberate): [t.45/3](#), [t.120](#)  
Jacket (conductive): [t.44s](#), [t.53](#), [t.120](#), [m.13](#), [m.28s](#), [m.32ss](#), [m.36](#), [m.38](#), [m.42](#), [m.51](#), [Appendix B](#);  
see also [Insulation](#)  
Jacket (fencing): [t.44](#), [m.25](#), [Appendix A](#)  
Jamming the apparatus: [t.53](#), [Appendix B](#)  
Jostling: [t.87](#), [t.120](#)  
Judges: [t.23](#), [t.35](#), [t.36](#), [t.40](#), [t.49](#), [t.82](#), [t.84](#), [t.91](#)  
Judging (touches): [t.40ss](#), [t.50ss](#), [t.64ss](#), [t.73ss](#)  
Junior World Championships: see [World Championships](#)  
Jurisdiction (principle of): [t.95](#), [t.121](#)  
Knickers: [m.25](#), [p.10](#)  
Label of safety/guarantee: [t.43](#), [m.37](#), [Appendix A](#)  
Lamé: [m.28](#), [m.34](#)  
Lamps: [t.35](#), [m.44](#), [m.51](#), [m.59](#), [Appendix B](#)  
Lap: [t.30](#), [o.44](#)  
Leaving strip: [t.18](#), [t.26ss](#), [t.86](#), [t.120](#); see also [Crossing limits of strip](#)  
Left-hander: [t.17](#)  
Leg-badge: [p.13](#), [p.18](#)  
Length of strip: see [Strip](#)  
Length of weapons: see [Dimensions \(weapons\)](#)  
License: [t.35](#), [o.2](#)  
Lighting stroke: [m.11](#), [m.19](#)  
Limits of strip: see [Strip](#), [Crossing limits of strip](#), [Lines on strip](#)  
Line: see [Point in line](#)  
Lines on strip: [t.13s](#)  
Location (for instructors, trainers, technicians): [t.92](#)  
Location (of fencers, judges): [t.17](#), [t.23](#), [t.36](#)  
Localization of a fault in equipment: [t.54](#), [t.68](#), [t.73](#)  
Locking nut (blade): [m.2](#), [m.3](#)  
Logos, national: [m.25](#)  
Loss of ground: see [Ground gained/lost](#)  
Lunge: [t.7](#), [t.56](#), [t.75](#)  
Mains electricity: [m.51](#), [m.60](#)  
Manifest cheating with equipment: [t.45](#), [t.120](#)  
Maraging steel: [Appendix A](#)  
Marking of blades: [Appendix A](#)  
Marks (manufacturer/seller): [p.9](#), [p.10](#), [p.15](#)  
Marks (check marks): see [Checking](#)

Mask: [t.43s](#), [t.87](#), [t.120](#), [m.25](#), [m.27](#), [m.30](#), [m.32](#), [m.37s](#), [m.42](#), [Appendix A](#), [p.10](#)  
Masters: [o.83](#)  
Match: [t.3](#), [o.42](#), [o.44](#)  
Material: [m.25ss](#), [m.37ss](#), [m.42](#), [m.44](#), [m.57](#); see also [Bodycord](#), [Checking \(equipment\)](#), [Guard](#), [Mask](#), [Weapon](#)  
Materiality of touches: [t.40ss](#), [t.51](#), [t.65](#), [t.73](#)  
Medical delegate: [t.33](#), [t.86](#), [o.44](#), [o.67](#)  
Mesh of mask: [m.25](#), [m.27](#), [m.32](#), [m.42](#), [Appendix A](#)  
Method (of fencing): [t.87](#)  
Method (of holding weapon): [t.16](#)  
Method (of decision): [t.125](#)  
Microscopic examination: [Appendix A](#)  
Modification to Rules: [t.1](#)  
Modification of order of bouts: [t.33](#), [t.86](#), [t.120](#), [o.14s](#), [o.44](#)  
Name on back: [t.45](#), [t.120](#), [m.25](#)  
National clothing, logos, strip, uniform: [m.25](#)  
Nationality of fencers: [t.45](#), [t.120](#), [o.13](#), [o.15](#), [o.21](#)  
Neutralize: see [Insulation](#)  
Neutrality: see [Referee](#), [Judges](#)  
Newtons: [m.25](#)  
Non-combativity: [t.87](#), [t.120](#)  
Non-destructive control: [Appendix A](#)  
Non-presentation: [t.86](#), [t.120](#)  
Non-regulation equipment: [t.45](#), [t.120](#)  
Noticeboard: [o.60](#)  
Number of participating countries (minimum): [o.76](#)  
Number of fencers: see [Entries](#), [Team](#), [Quotas \(of fencers for World Cup competitions\)](#)  
Number of touches: see [Touches \(Number\)](#)  
Obedience: [t.82](#), [t.84](#), [t.120](#)  
Obligation (to confirm participation): [o.31](#), [o.33](#), [o.53s](#)  
Obligations (of organizers): [o.6ss](#), [o.48ss](#), [o.64](#), [o.66s](#), [o.70](#), [o.73s](#), [o.76ss](#)  
Obligations (of Technical Directory): [o.58](#), [o.60ss](#)  
Obligatory application of Rules: [t.1](#)  
Offences: [t.115ss](#); see also [Forbidden](#)  
Offensive actions: [t.7s](#), [t.56](#)  
Official delegate: [t.83](#)  
Official competitions of FIE: [t.1](#); see also [World Cup](#), [World Championships](#), [Olympic Games](#)  
Official FIE rankings: [o.13](#), [o.31](#), [o.43](#), [o.47](#), [o.65](#), [o.76](#), [o.83s](#)

Olympic Games: [t.1](#), [t.37s](#), [t.43](#), [t.45](#), [t.98](#), [t.113](#), [t.123](#), [o.4](#), [o.9ss](#), [o.42ss](#), [o.48](#), [o.57](#), [o.61](#), [o.83ss](#)  
On guard: [t.14](#), [t.17](#), [t.24s](#), [t.28](#), [t.60](#), [t.80](#), [m.25](#)  
Open World Championships: see [World Championships](#)  
Openings in equipment: [m.25](#)  
Order, disturbing good: [t.82ss](#), [t.120](#)  
Order of bouts: [o.14ss](#), [o.26](#), [o.44](#)  
Organization of competitions: [o.3ss](#), [o.48ss](#), [o.58](#)  
Organizing Committee: [t.44](#), [t.83](#), [t.89](#), [t.98](#), [t.113](#), [o.3](#), [o.6s](#), [o.49](#), [o.51](#), [o.53s](#), [o.69s](#), [m.11](#), [m.19](#),  
[m.40](#), [m.42](#), [m.52s](#)  
Orthopedic (handle): [t.16](#), [m.4](#)  
Padding (guard): [m.2](#), [m.5](#), [m.24](#), [Appendix A](#)  
Parry: [t.7](#), [t.9](#), [t.57](#), [t.79](#)  
Participants: see [Entries](#), [Quotas \(of fencers for World Cup competitions\)](#)  
Passing opponent: [t.21](#)  
Penalties: [t.96ss](#), [t.100ss](#), [t.114ss](#), [t.121ss](#), [p.14ss](#)  
Penalties (disciplinary): [t.106ss](#)  
Penalties (fencing): [t.102ss](#)  
Penalties (financial): [o.31](#), [o.33](#), [o.54](#), [o.81](#), [o.86](#)  
Penalties (table of): [t.120](#)  
Penalties (types): [t.114ss](#)  
Period (direct elimination bout): [t.17](#), [t.30](#), [t.36](#), [o.23](#)  
Permanent suspension: [t.100s](#), [t.112](#), [t.127](#)  
Permission to leave strip: [t.18](#)  
Phase: [o.31ss](#)  
Placing on guard: [t.14](#), [t.17](#)  
Plastron (conductive): see [Jacket \(conductive\)](#)  
Plastron (protective): see [Under-plastron](#)  
Pledge of honor (referees and judges): [t.34](#)  
Pledge of honor (fencers): [t.84](#)  
Plug (bodycord): [t.43](#), [t.68](#); see also [Bodycord](#)  
Plugging in of bodycord: [t.43](#), [t.68](#), [m.5](#), [m.24](#), [m.29](#), [m.31](#), [m.35](#), [m.55](#)  
Podium (strip): [m.57](#), [m.59](#)  
Point in line: [t.10](#), [t.17](#), [t.56](#), [t.60](#), [t.76](#), [t.80](#)  
Pointe d'arrêt (button): [t.44s](#), [m.10s](#), [m.13](#), [m.19](#), [m.38](#), [m.42](#), [Appendix A](#)  
Points: [t.105](#)  
Pommel: [m.2](#), [m.13](#), [m.24](#)  
Pool: [o.10](#), [o.12ss](#), [o.18](#), [o.28](#), [o.32](#), [o.39s](#), [o.76](#)  
Position of fencers in pools: see [Order of bouts](#), [Pool](#)

Posting (of pools, direct elimination): [o.10](#), [o.22](#), [o.60](#)  
Pre-Olympic competition: [p.1](#)  
Presentation on time: [t.86](#), [t.120](#)  
President of jury: see [Referee](#)  
Pressure on pointe d'arrêt: [m.11](#), [m.19](#); see also [Weight](#)  
Priority of touch: [t.42](#), [t.52](#), [t.54ss](#), [t.74ss](#)  
Prize winners: [o.83](#)  
Problem: [o.60](#)  
Procedure for checking the equipment by the Referee: [t.43ss](#)  
Program of events: [o.48s](#)  
Protection (safety): [m.25](#), [Appendix A](#)  
Protection (of the valid target): [t.22](#), [t.23](#), [t.120](#)  
Protective plastron: [t.43](#), [t.45](#), [m.25](#), [Appendix A](#)  
Protest (procedure): [t.123](#)  
Protests: see [Appeals](#)  
Prototypes of apparatus: [m.47](#), [m.53](#)  
Publicity code: [p.1ss](#)  
Punctuality: [t.86](#), [t.120](#)  
Pushing point on the strip: [t.46](#), [t.61](#), [t.120](#)  
Qualification of fencers: [o.11](#), [o.18s](#), [o.28](#), [o.32](#), [o.40](#)  
Qualification of teams: [o.65](#)  
Quarter (of direct elimination table): [o.26](#), [o.33](#), [o.40](#)  
Quotas (of fencers for World Cup competitions): [o.79](#), [o.83](#)  
Rankings: [o.83s](#)  
Rankings, team: [o.43](#), [o.47](#), [o.65](#), [o.84](#)  
Red Card: [t.45](#), [t.86](#), [t.92](#), [t.114](#), [t.116ss](#), [t.120](#)  
Redoublement: [t.8](#), [t.60](#), [t.80](#)  
Reels: [t.21](#), [m.24](#), [m.29](#), [m.44](#), [m.46](#), [m.55s](#), [m.60](#)  
Referee: [t.5](#), [t.30](#), [t.33ss](#), [t.44](#), [t.54s](#), [t.65ss](#), [t.73s](#), [t.81ss](#), [t.91ss](#), [t.94ss](#), [t.115ss](#), [t.122](#), [o.6](#), [o.16s](#), [o.24](#),  
[o.44](#), [o.70](#), [o.76](#), [o.81](#)  
Referee (attribution): [t.37s](#), [o.58](#), [o.66](#), [o.70](#), [o.73](#)  
Referee (candidate): [t.35](#)  
Referee (checking): [t.35](#), [t.43ss](#)  
Referee (judging of touches): [t.40ss](#), [t.51ss](#), [t.65ss](#), [t.73ss](#), [t.96](#)  
Referee (Signals and commands): [t.42](#), [Figure 3](#)  
Refereeing (Commission): [o.66](#), [o.70](#), [o.73](#)  
Refereeing (delegates): [t.94](#), [t.96](#), [t.99](#), [t.122](#), [o.58](#), [o.62](#), [o.72](#), [o.74](#)

Refusal (to award a touch): [t.18](#), [t.20ss](#), [t.26ss](#), [t.32](#), [t.41](#), [t.45s](#), [t.53s](#), [t.60](#), [t.66ss](#), [t.70](#), [t.75](#), [t.80](#), [t.87](#), [t.100](#), [t.103](#), [t.114](#), [t.120](#)

Refusal (to fence an opponent): [t.85](#)

Refusal (to obey): [t.82](#), [t.84](#), [t.120](#)

Regional games: [o.68ss](#)

Registration of touches: [t.51ss](#), [t.65ss](#), [t.73](#), [m.39](#), [m.45ss](#), [Appendix B](#)

Regularity of apparatus: [Appendix B](#)

Relay: [o.44](#)

Remise: [t.8](#), [t.60](#), [t.80](#)

Repairer (electrical equipment): [o.6](#)

Repêchage: See USA Fencing Operations Manual

Repetition of offence: [t.126](#); see also [Penalties](#)

Replacing fencer: [t.33](#), [o.42](#), [o.44](#), [o.53](#)

Replacing referee, judge: [t.37](#)

Replacing on guard: [t.17](#), [t.21](#), [t.24s](#), [t.28](#), [t.54](#), [t.60](#), [t.80](#)

Reprise of attack: [t.8](#), [t.60](#), [t.80](#)

Reserve: [o.42](#), [o.44](#), [o.54](#)

Re-setting switches: [m.51](#)

Resistance (clothing/bib/mask): [m.25](#), [m.42](#)

Resistance (electrical – ohms): [m.5](#), [m.24](#), [m.28s](#), [m.31](#), [m.32](#), [m.42](#), [m.53](#), [m.55](#), [m.57](#), [Appendix B](#)

Respect of the fencing phrase: see [Fencing \(respect of phrase\)](#)

Responsibility of fencers: [t.15](#), [t.87](#), [t.90](#)

Rest: [o.16](#), [o.23](#), [o.26](#); see also [Time \(between bouts\)](#)

Restarting bout: [t.18](#), [t.54](#), [t.68](#), [t.73](#)

Result: see [Score](#)

Retirement: see [Withdrawal](#)

Retreat: see [Ground gained/lost](#)

Right of defense: [t.124](#)

Right-handed: [t.17](#)

Riposte: [t.7s](#), [t.57s](#), [t.60](#), [t.77ss](#), [t.80](#)

Round (direct elimination table): [o.26](#), [o.28](#), [o.33](#), [o.46](#), [o.83](#)

Round (pools): see [Pool](#)

Sabre: [t.19](#), [t.20](#), [t.22](#), [t.43](#), [t.70ss](#), [t.120](#), [o.48](#), [m.1](#), [m.4](#), [m.21ss](#), [m.32ss](#), [Appendix A](#), [Appendix B](#)

Safety: [t.15](#), [m.1](#), [m.25](#), [Appendix A](#)

Safety device: [t.68](#), [m.55](#)

Salute (fencer's): [t.87](#), [t.120](#)

Satellite: [o.54](#), [o.83](#)

Scale of points: [o.83ss](#)  
Score: [o.17](#), [o.24](#), [o.44](#)  
Scoresheet: [t.87](#), [o.6](#), [o.13](#), [o.15](#), [o.17](#), [o.24](#), [o.44](#), [o.58](#)  
Scoreboard (for finals): [o.6](#), [m.60](#), [Appendix C](#)  
Scorers: [t.35](#), [o.6](#)  
Season (active): [t.87](#), [t.114](#), [t.118ss](#)  
Section (of blades): [m.8](#), [m.16](#), [m.23](#)  
Seeding: [o.19](#), [o.31ss](#), [o.39](#)  
Seeking corps à corps: [t.20](#), [t.63](#), [t.120](#)  
SEMI (Commission): [t.43](#), [t.45](#), [t.54](#), [t.68](#), [t.73](#), [o.67](#), [o.70](#), [o.76](#), [m.11s](#), [m.19s](#), [m.28s](#), [m.33](#), [m.36](#),  
[m.39s](#), [m.46ss](#), [m.52ss](#), [Appendix A](#), [Appendix B](#),  
Sensitivity (apparatus): [Appendix B](#)  
Shake hands: [t.87](#)  
Sharpening edges of point: [m.1](#)  
Sheath (insulating): [m.5](#), [m.29](#), [m.31](#)  
Simultaneous action: [t.60](#), [t.80](#)  
Signals (visual): [m.45](#), [m.51](#), [Appendix B](#)  
Signals (audible): [t.32](#), [m.45](#), [m.51](#), [Appendix B](#)  
Signals (Referee): See [Referee \(Signals and commands\)](#)  
Signatures of fencers: [t.87](#)  
Signs (names of fencers): [o.76](#)  
Simple actions: [t.8s](#), [t.56s](#), [t.60](#), [t.75](#), [t.79s](#)  
Socket for bodycord: [m.2](#)  
Socks (publicity on): [p.10](#)  
Solder: [m.12](#), [m.20](#), [m.29](#), [m.32](#), [Appendix A](#)  
Source of current: [m.44](#), [m.49](#), [m.51](#), [m.58](#), [Appendix B](#)  
Special device (handle): [t.16](#), [m.4](#)  
Specialist (personnel): [o.6](#); see also [Experts \(electrical equipment\)](#)  
Specification ('Cahier de charges'): [o.49](#)  
Spectators: [t.81](#), [t.93](#), [t.96](#), [t.108](#)  
Sports bag: [p.10](#), [p.12](#)  
Sportsmanship: [t.82](#), [t.101](#), [t.120](#), [t.126](#)  
Springs (electric points): see [Weight](#)  
Starting bout: [t.18](#), [t.87](#)  
Stimulants: see [Anti-Doping](#)  
Stop hit: [t.8](#), [t.59](#), [t.60](#), [t.77](#), [t.80](#)  
Stopping bout: see [Interruption of a bout](#)  
Straightening blade on the strip: [t.46](#), [t.61](#), [t.70](#), [t.120](#)

Stretching device for strip: [m.57](#)

Strip: [t.11ss](#), [t.26ss](#), [t.54](#), [t.67ss](#), [t.120](#), [o.33](#), [o.58](#), [o.76](#), [m.29](#), [m.44](#), [m.51](#), [m.56](#), [Appendix B](#); see also below, and [Crossing limits of strip](#), [Ground gained/lost](#)

Strip enclosure: [t.90](#), [t.92](#)

Strip (place nearby for instructors, trainers, technicians): [t.92](#)

Strip (straightening weapon on): [t.46](#), [t.61](#), [t.70](#), [t.120](#)

Substitution of a team member: [o.44](#)

Substitution of target: see [Valid target](#)

Superintendent of the apparatus: [o.6](#)

Supervisor (FIE): [t.39](#), [t.94](#), [t.99](#), [o.62](#), [o.77](#)

Surface: [m.3](#), [m.5](#), [m.12](#), [m.20](#), [m.25](#)

Surface (conductive jacket): [m.28](#), [m.34](#), [Appendix B](#)

Surface (non-valid): [t.48s](#), [t.72](#)

Surface (valid): see [Valid target](#)

Suspension (decision/penalty): [t.95](#)

Suspension: [t.87](#), [t.100s](#), [t.111s](#), [t.120](#), [t.126s](#), p.14, [p.19](#)

Table (direct elimination): [o.11](#), [o.21ss](#), [o.32ss](#), [o.43](#), [o.46s](#), [o.58](#)

Take hold of electrical equipment with non-sword arm: [t.22](#), [t.120](#)

Taking off mask before 'Halt!': [t.87](#), [t.120](#)

Tang of blade: [m.2](#)

Target: see [Valid target](#)

TAS (Sports Arbitration Tribunal): [t.94](#), [t.99](#)

Team: [o.42ss](#), [o.45ss](#), [o.48](#), [o.82](#), [o.84](#)

Team (captain): [t.33s](#), [t.82](#), [t.90](#), [o.13](#), [o.44](#), [o.59s](#)

Team (classification): [o.43](#), [o.46s](#)

Team (replacement of a fencer): [t.33](#), [o.44](#)

Tearing out of reel: [t.21](#), [m.56](#)

Technician: [t.92](#), [t.108](#)

Television: [t.42](#), [p.3](#), [p.12](#)

Terminology: [t.2ss](#)

Terms of reference: see [Specification \('Cahier de charges'\)](#)

Test sample: [Appendix A](#)

Testing (dope): see [Anti-Doping](#)

Tests (equipment): [t.35](#), [t.54](#), [t.68](#), [t.73](#), [Appendix A](#), [Appendix B](#)

Third place: [t.105](#), [o.28](#), [o.34](#), [o.41](#), [o.43](#)

Thread, cutting of: [m.12](#), [m.20](#)

Threaten valid target: [t.7](#), [t.10](#), [t.56](#), [t.75](#), [t.77](#)

Throwing (weapon): [t.16](#), [m.4](#)

Thrusting (weapons of): [t.46](#), [t.61](#), [t.70](#)  
Tie (equal scores): [o.17](#), [o.24](#), [o.44](#)  
Tie (seeding/indicators): [o.19](#), [o.31ss](#)  
Tie (third place): see [Third place](#)  
Tie (world rankings): [o.83](#)  
Time (between bouts): [o.16](#), [o.23](#), [o.26](#)  
Time (fencing): [t.6](#), [t.8](#), [t.59](#), [t.60](#), [t.77](#), [t.80](#)  
Time (maximum participation for fencer): [o.10](#)  
Time (of bout): [o.17](#), [o.23](#), [o.44](#)  
Time (remaining/expiry): [t.31s](#)  
Timekeeper: [t.30](#), [t.32](#), [t.35](#), [o.6](#)  
Timetable: [o.10](#), [o.22](#), [o.60](#)  
Tolerance: [m.11](#), [m.19](#), [Appendix A](#), [Appendix B](#)  
Touches (annulment): [t.20ss](#), [t.53ss](#), [t.66ss](#), [t.72ss](#), [t.103](#), [t.114](#), [t.120](#)  
Touches (before 'Fence'): [t.18](#), [t.53](#), [t.66](#), [t.73](#)  
Touches (brutal): [t.87](#), [t.120](#)  
Touches ('coup lancé'): see [Coup lancé](#)  
Touches (after crossing the boundaries of the strip): [t.26](#)  
Touches (after 'Halt'): [t.18](#), [t.53](#), [t.66](#), [t.73](#)  
Touches (at the end of a bout): [t.32](#)  
Touches (decisive): [o.17](#), [o.24](#), [o.44](#)  
Touches (double): [t.60](#), [t.64](#), [t.68](#), [t.80](#), [o.17](#)  
Touches (doubtful): [t.54](#), [t.68](#), [t.73](#)  
Touches (flat – sabre): [t.70](#)  
Touches (judging): [t.34ss](#), [t.40ss](#), [t.50ss](#), [t.64ss](#), [t.73ss](#), [t.96](#)  
Touches (method of making): [t.46](#), [t.61](#), [t.70](#)  
Touches (not valid): [t.48](#), [t.49](#), [t.53](#), [t.66](#)  
Touches (number): [t.30](#), [o.17](#), [o.19](#), [o.23s](#), [o.44](#)  
Touches (other than on opponent): [t.36](#), [t.53](#), [t.66](#), [t.120](#)  
Touches (penalty): [t.114ss](#); see also [Refusal \(to award a touch\)](#)  
Touches (received): see [Indices](#)  
Touches (scored): see [Indices](#)  
Touches (seeking, giving away, offering): [t.88](#), [t.120](#)  
Touches (simultaneous): [t.60](#), [t.80](#)  
Touches (stop hit): see [Stop hit](#)  
Touches (through the blade): [t.70](#)  
Touches (thrusting with the point): [t.46](#), [t.61](#), [t.70](#)  
Touches (with the back of the blade): [t.70](#)



Touches (with the cutting edge): [t.70](#)  
Touches (with the guard): [t.70](#)  
Tournament: [t.107s](#); see [World Cup](#), [Competitions](#)  
Tracksuit: [p.10](#), [p.12](#)  
Traction test: [Appendix A](#)  
Transparent masks: [Appendix A](#)  
Trainer: [t.81](#), [t.92](#), [t.96](#), [t.108](#)  
Travel (of the point): [t.34](#), [t.44s](#), [m.11](#), [m.19](#), [m.42](#)  
Treating a blade: [m.1](#)  
Tribunal: [t.94](#)  
Trim (on sabre mask): [m.32](#), [Appendix A](#)  
Turn back on opponent: [t.21](#), [t.120](#)  
Types of apparatus: [m.46ss](#), [Appendix B](#)  
Ultimate appeal: [t.95](#), [t.97](#), [t.100](#)  
Under-plastron: [t.43](#), [t.45](#), [m.25](#), [Appendix A](#)  
Undressing (forbidden on the strip): [t.86](#)  
Unplugging of bodycord: [t.68](#), [m.55](#)  
Use of non-sword hand/arm: [t.22s](#), [t.36](#), [t.120](#)  
Utmost ability (fence to): [t.88](#), [t.120](#)  
Valid target (covering and substitution): [t.22s](#), [t.36](#), [t.49](#), [t.72](#), [t.120](#)  
Valid target (definition): [t.47ss](#), [t.62](#), [t.71s](#)  
Valid target (threaten): [t.7](#), [t.10](#), [t.56](#), [t.75](#), [t.77](#)  
Validity of touch: [t.42](#), [t.51ss](#), [t.65ss](#), [t.74ss](#)  
Vest: see [Jacket \(conductive\)](#), [Jacket \(fencing\)](#)  
Video-refereeing: [t.42](#)  
Violence: [t.87](#), [t.103](#), [t.105](#), [t.120](#)  
Violent fencing: [t.87](#)  
Visual signals: see [Lamps](#), [Signals \(visual\)](#)  
Voltage: see [Source of current](#)  
WADA: [t.127](#)  
Warning (penalty): [t.114](#), [t.116](#), [t.118](#), [t.120](#)  
Weapon: [m.1ss](#), [Appendix A](#); see also [Dimensions](#), [Epée](#), [Foil](#), [Sabre](#), [Weight](#)  
Weapon (check): [m.25](#), [m.38](#), [m.42s](#)  
Weapon (throwing): [t.16](#), [m.4](#)  
Weapon (working order/spare): [t.45](#), [t.86](#), [t.120](#)  
Website, FIE: [o.31](#), [o.53s](#)  
Weight: [m.6](#), [m.8](#), [m.11](#), [m.14](#), [m.16](#), [m.19](#), [m.22s](#), [m.28](#), [m.42](#)  
Width of strip: see [Strip](#)

Wire (connecting to mask): [m.27](#), [m.32](#)  
Withdrawal: [t.33](#), [o.20](#), [o.25](#), [o.44](#), [o.54](#)  
World Championships: [t.45](#), [o.48ss](#)  
World Championships (formula, individual events): [o.29ss](#)  
World Championships (formula, team events): [o.42ss](#)  
World Championships (juniors and cadets – organization): [o.71ss](#)  
World Championships (open – organization): [o.65ss](#)  
World Cup: [t.35](#), [t.45](#), [o.75ss](#)  
World Cup (age limit – juniors): [o.55](#), [o.80](#)  
World Cup (criteria): [o.76](#)  
World Cup (Technical Directory): [t.39](#), [o.57](#), [o.78](#)  
World Cup (formulae): [o.29ss](#), [o.35ss](#), [o.45ss](#)  
World Cup (number of referees): [o.81](#)  
World Cup (number of participants): [o.79](#)  
World Cup (rankings): [o.75](#)  
World Cup (Supervisor): [t.39](#), [o.77](#)  
World Cup (Team): [o.45ss](#), [o.75](#), [o.82](#), [o.84](#)  
World rankings: see [Rankings](#)  
Yellow Card: [t.86](#), [t.114](#), [t.116](#), [t.118](#) [t.120](#)  
Yellow lamps: [Appendix B](#)  
Zonal Championships: [o.54](#), [o.79](#), [o.83s](#)  
Zone (continental): [o.79](#), [o.83s](#)